

GOVERNMENT OF ODISHA
COOPERATION DEPARTMENT

...
RESOLUTION

No. 6068 / Coop. Date : 22.07.2020
COOP-CR3-CRINS-0001-2016

Sub: Pradhan Mantri Fasal Bima Yojana (PMFBY) - Implementation during Kharif 2020 and Rabi 2020-21 Crop Season

As per revamped guidelines of Pradhan Mantri Fasal Bima Yojana (PMFBY) and decisions taken in the meeting of State Level Coordination Committee on Crop Insurance (SLCCCI) held on 21.07.2020, the State Government have been pleased to implement PMFBY during Kharif 2020 and Rabi 2020-21 Crop Season in the State.

1. Administrative Approval of the Government of India, Ministry of Agriculture & Farmers Welfare for implementation of PMFBY has been communicated in their letter No. 13015/02/2015-Credit-II dated 28.02.2020.

2. Coverage of Farmers

All farmers including share croppers and tenant farmers growing the notified crops in the notified areas are eligible for coverage. However, farmers should have insurable interest for the notified/ insured crops. The non-loanee farmers are required to submit necessary documentary evidence of land records prevailing in the State (Records of Right (RoR), Land Possession Certificate (LPC) etc.) and/ or applicable contract/agreement details/ other documents notified/ permitted by State Government.

The Self Declaration Certificate shall be treated as the substitute of "Sowing Certificate" for non-loanee farmers.

i. Farmers availing the Kisan Credit Card/ Crop loan /Loanee farmers

The scheme is optional both for loanee and Non loanee farmers.

a). The scheme is optional for all farmers including farmers who have been sanctioned Short Term Seasonal Agricultural Operations (SAO) loans / kisan Credit Cards(KCC) for the notified crops from financial institutions (here in after referred to as loanee farmers.

b) Farmer whose KCC/ crop loan has become sub-standard as defined and as per prevailing practices of the concerned Banks/Govt. regulator shall not be considered as a loanee farmer. However bank branches may facilitate such farmers for enrolment as non-loanee farmers.

c) Merely, sanctioning of crop loan against other collateral securities including fixed deposits, gold/jewel loans, mortgage loans etc. without having insurable interest of the farmer on the insurable land and notified crops shall not be covered under the Scheme.

ii. Non-loanee Farmers.

a) The Scheme is optional for all farmers including Non-loanee farmers.

b) The insurance coverage will strictly be equivalent to sum insured/ hectare, as defined in the Govt. notification or/ and on National Crop Insurance Portal multiplied by proposed sown area for notified crop for enrolment.

c) Special efforts shall be made to ensure maximum coverage of SC/ ST/ Women farmers under the scheme. Panchayat Raj Institutions (PRIs) may be involved in extension and awareness creation amongst farmers and obtaining feedback of farmers about implementation of the Scheme.

d) The Insurance companies will maintain separate data of such non loanee farmers covered by them and enter the said data on the portal as per seasonality discipline. They shall be liable for payment of claims to such farmers.

Existing loanee farmers can opt-out from the scheme by submitting requisite declaration to concerned bank branches any time during the year but at least by 7 days prior to the cut off date for enrolment of farmers for the respective seasons. All those farmers who do not submit the declarations would be essentially covered. Bank branches shall conduct special awareness drive among existing loanee farmers in this regard. Bank branches shall also be required to maintain proper records of farmer declaration.

All farmers who approached banks for renewal/ fresh issue of Kishan Credit Cards (KCC) shall be asked by the respective bank branches to convey their willingness to participate in the scheme and will be enrolled accordingly by the concerned bank branches on National Crop Insurance Portal.

iii. Aadhaar has been made mandatory for availing Crop insurance. Therefore, all Enrolment Agencies are advised to mandatorily obtain Aadhaar number of their farmers.

Farmers not having aadhar ID may also enrol under PMFBY subject to their enrolment for Aadhar and submission of proof of such enrolment as per Notification No.334 dt 8th February,2017 issued by GOI under Section 7 of Aadhar Act 2016 (Targeted Delivery of Financial and other Subsidies, Benefits and Services). Copy of

the notification may be perused on www.pmfby.gov.in. This may be subject to further directions issued by Govt. of India.

All banks have to compulsorily take Aadhaar/Aadhaar enrolment number as per notification under Aadhaar Act before sanction of crop loan/KCC under Interest Subvention Scheme. Hence the coverage of loanee farmers without Aadhaar does not arise and such accounts need to be reviewed by the concerned bank branch regularly.

3. Clusters and Implementing Agencies: On the basis of the recommendations of the National Remote Sensing Centre (NRSC), Hyderabad, 30 districts of the State have been grouped into six clusters for implementation of PMFBY during the year 2020-21 (both in Kharif and Rabi season) based on risk index and area coverage. Three Insurance Companies have been selected for the six clusters through a competitive bidding process on the basis of weighted average premium to implement PMFBY during the year 2020-21 (both in Kharif and Rabi season) in the State as indicated below:

Clusters and Insurance Companies allotted both for Kharif-2020 and Rabi 2020-21

HDFC ERGO GIC Ltd.	AIC of India Ltd	HDFC ERGO GIC Ltd..	Reliance GIC Ltd.	AIC of India Ltd	Reliance GIC Ltd.
Cluster1	Cluster 2	Cluster 3	Cluster 4	Cluster 5	Cluster 6
Mayurbhanj	Ganjam	Bargarh	Sundergarh	Bolangir	Keonjhar
Nawarangpur	Kalahandi	Bhadrak	Sambalpur	Balasore	Cuttack
Kendrapara	Subarnapur	Gajapati	Koraput	Malkangiri	Khorda
Deogarh	Puri	Jajpur	Nuapada	Nayagarh	Rayagada
		Jagatsinghpur	Kandhamal	Dhenkanal	Angul
			Boudh		Jharsuguda

4. Coverage of Risks

The following stages of the crop risks leading to crop loss shall be covered under the Scheme.

(a) Prevented Sowing/Planting/ Germination Risk.

Insurance coverage to farmers shall be provided in case of wide spread incidence of eligible risks affecting crops in more than 75% of area sown in a notified unit at early stage, but not later than 15 days from cut off date for enrolment, leading to total loss of crop or the farmers are not in a position to either sow or transplant the crop.

(b) Standing Crop (Sowing to Harvesting): Comprehensive risk insurance shall be provided to cover yield losses due to non- preventable risks, viz. Drought, Dry

spells, Flood, Inundation, widespread Pests and Disease attack, Landslides, Fire due to natural causes, Lightening, Storm, Hailstorm and Cyclone.

(c) Post-Harvest Losses due to unseasonal rains etc: Coverage shall be available only up to maximum period of two weeks from harvesting, for those crops which are required to be dried in cut and spread / small bundled condition in the field after harvesting against specific perils of Hailstorm, Cyclone, Cyclonic rains and unseasonal rains.

(d) Localized Calamities: Loss/ damage to notified insured crops resulting from occurrence of identified localized risks of hailstorm, landslide, Inundation, cloud burst and natural fire due to lightening affecting isolated farms in the notified area.

On Account Payment of Claims due to Mid-Season Adversity: Insurance cover will be provided to the farmers to provide immediate relief in case of adverse seasonal conditions during the crop season viz. floods, prolonged dry spells, severe drought etc., wherein expected yield during the season is likely to be less than 50% of **Normal yield** (Simple average of preceding six normal seasons). However if adversity occurs within 15 days before the normal harvest time, this provision will not be invoked.

For coverage of all risks the revised operational guidelines of PMFBY shall be final.

5. The rainfall data will be obtained from two sources namely, Automatic Rain Gauges (ARG) of Indian Meteorological Department (IMD) (**Annexure- I**), Manual Rain Gauges of SRC (**Annexure –II**).

6. **General exclusions**-Losses arising out of war and nuclear risks, malicious damage and other preventable risk shall be excluded.

7. Detail Loss assessment procedure and submission of reports of claims shall be notified separately.

8. **Indemnity level**

The indemnity level for all crops will be 70% both for Kharif 2020 and Rabi 2020-21.

9. **Calculation of Threshold Yield-** Threshold Yield (TY) shall be calculated on fixed methodology basis and will be notified separately.

10. **Sum Insured /Coverage Limit**

Sum Insured per hectare for both loanee and non-loanee farmers will be same and equal to the Scale of Finance as decided by the State Level Technical

Committee (SLTC) held on 08.05.2020 and SLCCCI. **No other calculation of Scale of Finance will be applicable.** Sum Insured for individual farmer is equal to the Scale of Finance per hectare multiplied by area of the notified crop proposed by the farmer for insurance. 'Area under cultivation' shall always be expressed in 'hectare'. (There should not be any deviation in this regard).

The District-wise, Crop-wise Scale of Finance (In Rs. /Hectare) for Kharif – 2020 and Rabi 2020-21 are appended at **Annexure–III**.

11. Publicity: Awareness generation programme shall be taken to sensitize the farmers about the various features of the programme. The Implementing Agencies are required to make publicity campaign adhering to the norms mentioned in the Revamped Operational Guideline of PMFBY.

12. The Department of Agriculture & Farmers Empowerment, Planning & Convergence Department (Directorate of Economics & Statistics) and Cooperation Department should share all the available information with regard to crop area, yield and insurance payouts made with the insurance companies.

13. The insurance companies should strictly discharge their role and responsibilities as specified in the revised operational guidelines of PMFBY.

14. The Operational Guidelines in existence & amended in future shall be binding on all concerned.

15. Activities for Kharif 2020

(i) Crops to be covered under PMFBY during Kharif 2020

During Kharif 2020, the notified crops for insurance under PMFBY shall be Paddy, Groundnut, Cotton, Turmeric, Ginger, Red gram (Arhar), Maize and Ragi.

(ii) Unit Area of Crop Insurance is as follows.

1.	Paddy	Gram Panchayats
2.	Groundnut, Cotton, Turmeric, Ginger, Redgram, Maize and Ragi	Block

(iii) **Areas to be covered**

Areas to be covered during Kharif-2020 are as follows :

<u>Crop</u>	<u>Areas to be covered</u>
1.Paddy	All the GPs of 30 districts including NAC, Municipalities and Muncipal Corporation.
2. Groundnut	75 Blocks of 16 districts
3. Cotton	44 Blocks of 09 districts
4. Turmeric	17 Blocks of 05 districts
5. Ginger	25 Blocks of 07 districts
6. Red Gram (Arhar)	123 Blocks of 15 districts
7. Maize	180 Blocks of 18 districts
8. Ragi	66 Blocks of 06 districts

The detailed list of Blocks of the concerned District is enclosed at **Annexure**

IV.

IV. Seasonality discipline for Kharif-2020

S.N o.	Activity	Time line as per guidelines.	Action to be taken by
1	Entry of requisite information on Crop Insurance portal	Within a week of issuance of notification.	State Govt.
2	Loaning Period (loan sanctioned) for Loanee farmers.	1st April, 2020 to 31st July, 2020	Banks
3	Cut-off date of Opting Out	24th July 2020	Banks
4	Cut-off date for receipt of Applications of farmers/debit of premium from farmers account (loanee and non-loanee) by all stakeholders including banks/PACS/CSC/ insurance agent/online enrolment by farmers etc.	31.7.2020	Banks/PACS/CSC/ insurance agent/online enrolment by farmers etc.
5	Declaration of Prevented sowing	Within 15 days from cut off date for enrolment of farmers i.e 16.08.2020	State Govt./ IC
6	Cut-off date for electronic remittance of premium along with consolidated Declarations to respective Insurance Company and uploading of details of individual farmers covered on crop insurance Portal by Bank branches (CBs/ RRBs/DCCBs/PACs), followed	Within 15 days of cut-off date for enrolment of farmers/debit of premium for both loanee and non- loanee farmers i.e. 16.08.2020	Banks/Portal

	by SMS to all insured farmers from Portal		
7	Cut-off date for electronic remittance of farmer premium to Insurance Companies for Non-Loanee farmers by designated Banks/ Crop Insurance Agent(s) and uploading of details of individual covered farmers on crop insurance Portal.	Within 48 Hours of receipt of application & premium.	Insurance companies and their agents/CSC
8	Cut-off date for Insurer to accept or reject the farmer's data on Portal	Within 15 days from the cut-off date for uploading of data/information by Banks/PACS/CSC/Agent respectively for loanee and within 30 days for non loanee i.e. Loanee- 31.08.2020 Non-Loanee- 15.09.2020	Insurance Companies
9	Cut-off date for CSCs/Banks/Intermediary to correct/update the paid application intimated by ICs on Crop Insurance Portal	Within 7 days from the date of intimation by ICs	CSCs/Banks/ Intermediary
10	Cut-off date for Insurer to accept the corrected/updated applications	Within 7 days from the date of submission of correction/updation by the Bank/CSC	Insurance Companies
11	Cut-off date for Banks/ICs to hand over insurance acknowledgement receipt along with folio to the insured farmer	Within 7 days from acceptance of proposal by concerned Insurance Company on Portal	Banks/ICs for enrolment through their intermediaries
12	Cut off date for processing of applications by ICs and auto approval of application of insured farmers on crop insurance Portal	60 days from the cut off date for enrolment/debit of premium from farmers i.e. 30.09.2020	Insurance companies/ crop insurance Portal
13	Cut off date for raising bills/requisitions with supporting documents for releasing of advance premium subsidy based on 50% of 80% of respective share of Centre/State in corresponding previous season	Before cut off date of enrolment of farmers.	Insurance Companies/GOI /State
14	Release of advance upfront premium subsidy (First Instalment)i.e. 50% of 80% of respective share of Centre/State in corresponding previous season	Within 15 days of cut off date of enrolment of farmers	GOI & State Govt.
15	Training and registration of field level workers assigned for conduct of CCEs and reporting of the same on crop insurance Portal through smart phones/CCE Agri App	Upto 15 th August ,2020	Designated Ground Level field Functionaries/ State/District Level Nodal Officer
16	Registration of mobile number of representative of ICs for co-witnessing of CCEs	Up to 31 st August,2020	Insurance Companies
17	a) Uploading of tentative schedule/date for conducting CCEs (crop-wise/IU wise) followed by SMS on one day notice through	Will be intimated through District Level What's App Group & Telephonic Communication	State Govt

	CCEs app. ICs are equally responsible to liaise with district authorities/field workers to ascertain the schedule. b) Confirmation of the CCEs schedule	Via SMS on one day notice through Portal	
18	Crop wise, Block/Tehsil wise sown area for major crops to be provided by/through State Govt for Area Correction/Reduction Factor(ACF/ARF)	Before harvesting period	State Govt/MNCFC
19	Approval of district wise crop wise Actual yield data and uploading on Portal	Within one month of completion of CCEs from district wise crop wise specific cut off dates notified by States for a notified crop	Nodal Department of State
20	Cut-off date for intimation/reconciliation/ clarification of any deficiency in Actual Yield data	Within 7 days from the date of uploading CCE Data from State Department, if any.	Insurance Companies/ flagged on Portal
21	Cut off date for resolution by State Govt. on clarification sought by ICs/ flagged on Portal	Within 7 days of clarification sought by ICs/ flagged on Portal	State Govt.
22	Cut off date for raising bills/requisitions with supporting documents for releasing of 2nd Instalment of premium subsidy based on business statistics finalized on Portal/auto approval.	Within 15 days of auto approval of business statistics finalized on portal.	Insurance Company
23	Release of 2nd instalment of Govt. subsidy	Within 15 days of receiving requisition from ICs based on business statistics finalized on portal.	GOI/States
24	Auto approval of yield data	Within one week from receipt of yield data /reply to clarification sought by ICs by State Govt.	GoI/ Portal
25	Sharing of detailed information of claims with bank branches & other Stakeholders from crop insurance Portal	Within 7 days of approval of claims by ICS	Portal/ Insurance Companies
26	Timelines for Payment of claims	Within 2 weeks from calculation/auto approval of claims irrespective of whether ICs have raised the bill of 2nd Instalment of premium subsidy or not	Insurance Companies
27	Payment of final government subsidy	On finalisation of business statistics on portal after completion of approval/reconciliation for the season on portal	GOI/States
28	Reconciliation of claim amount by concerned bank branches for loanee farmers disbursed either through Banks or directly to beneficiary accounts/ DBT In case of Non Loanee, reconciliation of claims , if required, to be done by enrolling agencies in consultation with concerned bank/State Govt.	Within a week after receipt of claims	Banks/Farmers/State Govt.

29	Cut-off date for receipt of yield data by IAs		
	Name of the Crop	Cut off date of submission of yield data to IAs	Directorates responsible for Submission of yield data to Cooperation Department
	Paddy, Groundnut, Maize	15 th February 2021	Directorate of Economics & Statistics
	Turmeric, Ginger	15 th February 2021	Directorate of Horticulture
	Cotton, Ragi	15 th March 2021	Directorate of Agriculture & Food Production
	Red gram (Arhar)	15 th April 2021	Directorate of Agriculture & Food Production

V. Premium Rates and Premium Subsidy

The Actuarial Premium Rate (APR) would be charged under PMFBY by Implementing Agency (IA). The crop wise premium rate payable is at **Annexure-V**.

Difference between Actuarial Premium Rate and Farmer's Premium will be subsidized by State Government and Government of India on 50:50 basis.

16. Activities for Rabi 2020-21

(i) Crops Covered under PMFBY during Rabi 2020-21

During Rabi 2020-21, the notified crops for insurance under PMFBY are Paddy, Mustard, Potato, Groundnut, Blackgram, Greengram, Onion, Sugarcane, and Sunflower.

(ii) Unit Area of Crop Insurance are as follows.

1.	Paddy	Gram Panchayats
2.	Mustard, Potato, Groundnut, Black gram, Green gram, Onion, Sugarcane & Sunflower	Block

(iii) Areas to be covered

The list of areas to be covered and list of GPs, NACs, Municipalities & Municipal Corporations and Blocks of the concerned District during Rabi-2020-21 will be communicated later.

IV Seasonality discipline for Rabi 2020-21

S.No	Activity	Time line as per guidelines.	Action to be taken by
1.	Entry of requisite information on Crop Insurance portal	23.09.2020	State Govt.
2.	Loaning period (loan sanctioned/renewed) for Loanee farmers.	1 st October to 15 th December 2020	Banks
3.	Provision of "Opting Out" or "Opting in"	8 th December 2020	Banks
4.	Cut-off date for receipt of Applications of farmers/debit of premium from farmers account (loanee and non- loanee) by all stakeholders including banks/PACS/CSC/ insurance agent/online enrolment by farmers etc. Note: *This is indicative only and district wise crop calendar will be the final basis to arrive at cut off date	15.12.2020	Banks/PACS/CSC/ insurance agent/online enrolment by farmers etc.
5.	Declaration of Prevented sowing	Strictly within 15 days from cut off date for enrolment of farmers i.e 31.12.2020	State Govt / IC
6.	Cut-off date for electronic remittance of premium along with consolidated Declarations to respective Insurance Company and uploading of details of individual farmers covered on crop insurance Portal by Bank branches (CBs/RRBs/DCCBs/PACs), followed by SMS to all insured farmers from Portal	Within 15 days of cut-off date for enrolment of farmers/debit of premium for both loanee and non- loanee farmers i.e. 15.1.2021	Banks/Portal
7.	Cut-off date for electronic remittance of farmer premium to Insurance Companies for farmers covered on Voluntary basis by designated insurance Agent(s) and uploading of details of individual farmers covered on crop insurance Portal.	Within 48 Hours of receipt of application & premium.	Insurance companies and their agents
8	Cut-off date for Insurer to accept or reject the farmer's data on Portal	Within 15 days from the cut-off date for uploading of data/information by Banks/PACS/CSC/Agent respectively. for loanee and within 30 days for non loanee i.e. Loanee-31.12.2020 Non-Loanee-15.1.2021	Insurance Companies
9	Cut-off date for CSCs/Banks/ Intermediary to correct/update the paid application intimated by ICs on Crop Insurance Portal	Within 7 days from the date of intimation by ICs	CSCs/Banks/ Intermediary

10	Cut-off date for Insurer to accept the corrected/updated applications	Within 7 days from the date of submission of correction/updation by the Bank/CSC	Insurance Companies
11	Cut-off date for Banks/ICs to hand over insurance acknowledgement receipt along with folio to the insured farmer	Within 7 days from acceptance of proposal by concerned Insurance Company on Portal	Banks/ICs for enrolment through their intermediaries
12	Cut off date for processing of applications by ICs and auto approval of application of insured farmers on crop insurance Portal	60 days from the cut off date for enrolment/debit of premium from farmers i.e. 28.2.2021	Insurance companies/ crop insurance Portal
13	Cut off date for raising bills/requisitions with supporting documents for releasing of advance premium subsidy based on 50% of 80% of respective share of Centre/State in corresponding previous season	Before cut off date of enrolment of farmers	Insurance Companies/GOI /State
14	Release of advance upfront premium subsidy (First Instalment)i.e. 50% of 80% of respective share of Centre/State in corresponding previous season	Within 15days of cut off date of enrolment of farmers i.e. 31.12.2020	GoI & State Govts./UTs
15	Training and registration of field level workers assigned for conduct of CCEs and reporting of the same on crop insurance Portal through smart phones/CCE Agri App	Upto 15.1.2021	Designated Ground Level field Functionaries/ State/District Level Nodal Officer
16	Registration of mobile number of representative of ICs for co-witnessing of CCEs	Upto31.1.2021	Insurance Companies
17	a) Uploading of tentative schedule/date for conducting CCEs (crop-wise/IU wise) followed by SMS on one day notice through CCEs app. ICs are equally responsible to liaise with district authorities/field workers to ascertain the schedule. b) Confirmation of the CCEs schedule	Will be intimated through District Level What's App Group & Telephonic Communication Via SMS on one day notice through Portal	Concerned Department of States to incorporate the same in Notification
18	Timeline for lodging online complaint about defaulting CCEs data	Within 2 hours of conduct of CCEs through CCE Co-observation app.	Insurance Companies
19	Crop wise, Block/Tehsil wise sown area for major crops to be provided by/through State Govt for Area Correction/Reduction Factor(ACF/ARF)	Before harvesting period	State Govt/ MNCFC
20	Approval of district wise crop wise Actual yield data and uploading on Portal	Within one month of completion of CCEs from district wise crop wise specific cut off dates notified by States for a notified crop	Nodal Department of States/UTs
21	Cut-off date for intimation/reconciliation/ clarification of any deficiency in Actual Yield data	Within 7 days from the date of uploading CCE Data from State Department, if any.	Insurance Companies/ flagged on Portal

22	Cut off date for resolution by State Govt. on clarification sought by ICs/ flagged on Portal	Within 7 days of clarification sought by ICs/ flagged on Portal	State Govt.
23	Cut off date for raising bills/requisitions with supporting documents for releasing of 2nd Instalment of premium subsidy based on business statistics finalized on Portal/auto approval.	Within 15 days of auto approval of business statistics finalized on portal.	Insurance Company
24	Release of 2nd instalment of Govt. subsidy	Within 15 days of receiving requisition from ICs based on business statistics finalized on portal.	GOI/States
25	Auto approval of yield data	Within one week from receipt of yield data /reply to clarification sought by ICs by State Govt.	GoI/ Portal
26	Sharing of detailed information of claims with bank branches & other Stakeholders from crop insurance Portal	Within 7 days of approval of claims by ICS	Portal/ Insurance Companies
27	Timelines for Payment of claims	Within 2 weeks from calculation/auto approval of claims irrespective of whether ICs have raised the bill of 2nd Instalment of premium subsidy or not	Insurance Companies
28	Payment of final government subsidy	On finalisation of business statistics on portal after completion of approval/reconciliation for the season on portal	GOI/States
29	Reconciliation of claim amount by concerned bank branches for loanee farmers disbursed either through Banks or directly to beneficiary accounts/ DBT In case of Non Loanee, reconciliation of claims , if required, to be done by enrolling agencies in consultation with concerned bank/State Govt.	Within a week after receipt of claims	Banks/Farmers/State Govt.
30	Cut off date for submission of actual yield data for Rabi 2020-21:		
	Name of the crop	Cut off date of submission of yield data to IAs	Directorates responsible for Submission of yield data
	Paddy	31 st , July, 2021	Directorate of Economics & Statistics
	Green gram, Black gram	30 th June, 2021	Directorate of Agriculture & Food Production.
	Groundnut,	31 st July, 2021	Directorate of Economics & Statistics
	Mustard	30 th June, 2021	Directorate of Economics & Statistics
	Potato	31 st July, 20201	Directorate of Economics & Statistics
	Sugarcane	30 th April, 2021	Directorate of Agriculture & Food Production.
	Sun flower	30 th June, 2021	Directorate of Agriculture & Food Production.
	Onion	30 th June, 2021	Directorate of Horticulture

Note:- If the cut-off date falls on public holiday or is declared as public holiday by the Government or there is disruption of services due to strikes/shut-down etc., the next working day shall be treated as the cut-off date. This would be applicable for both Kharif & Rabi season.

V. Premium Rates and Premium Subsidy

The Actuarial Premium Rate (APR) would be charged under PMFBY by Implementing Agency (IA). The crop wise premium rate is placed at **Annexure-VI**.

Difference between actuarial premium Rate and farmers premium will be subsidized by State Government and Government of India on 50:50 basis.

17. CCEs should be made continuously as per harvest in each district without awaiting for the last date and data should be processed district wise for assessment of claims to provide crop insurance benefit to farmers early.

18. Dispute redressal :- Any dispute regarding CCEs should be reported to DLMC within 3 days of occurrence of CCEs and should be resolved there. However, only un-resolved cases may be referred to the SLMC.

19. For sowing & harvesting window of notified crops (Crop Calendar), the Contingent Plan of Agriculture & FE Department may be referred.

20. All Insurance Companies must upload the relevant information in the "ACIM" portal.

Other details can be ascertained from the District Central Cooperative Banks, Branches of Commercial Banks and Regional Rural Banks functioning in different service areas and from Regional Office of the concerned insurance companies.

By order of the Governor

Commissioner-cum Secretary to Government

Memo No. 6069 /Coop., Date: 22.07.2020

Copy along with enclosure forwarded to the Deputy Director of Printing, Stationary and Publication, Odisha Secretariat, Unit-III, Kharvela Nagar with a request to publish the Resolution in the Extra Ordinary Gazette and supply 50 copies thereof to this Department.

Joint Secretary to Government

Memo No. 6070 /Coop., Date: 22.07.2020

Copy along with enclosure forwarded to all members of the State Level Co-ordination Committee on Crop Insurance (SLCCCI), Odisha for information and necessary action.

Joint Secretary to Government

Memo No. 6071 /Coop., Date: 22.07.2020

Copy along with enclosure forwarded to all Departments of Government / All Heads of Department/ Director of Agriculture & Food Production, Odisha, Bhubaneswar/All Revenue Divisional Commissioners / All Collectors / All DDAs / All Divisional Deputy Registrar of Co-operative Societies/ Secretaries of all Central Co-operative Banks for information and necessary action.

Amulya
22/7/2020

Joint Secretary to Government

Memo No. 6072 /Coop., Date: 22.07.2020

Copy along with enclosure forwarded to the P.S to Hon'ble Minister, Food Supplies & Consumer Welfare, Cooperation for kind information of Hon'ble Minister.

Amulya
22/7/2020

Joint Secretary to Government

Memo No. 6073 /Coop., Date: 22.07.2020

Copy along with enclosure forwarded to the CEO-PMFBY, Department of Agriculture, Co-operation & Farmers Welfare, Ministry of Agriculture & FW, Government of India, Krishi Bhawan, New Delhi for information and necessary action.

Amulya
22/7/2020

Joint Secretary to Government

Memo No. 6074 /Coop., Date: 22.07.2020

Copy along with enclosure forwarded to the Chief Executive Officer, Agriculture Insurance Company of India, New Delhi / Chief General Manager, NABARD Regional Office, Bhubaneswar for information and necessary action.

Amulya
22/7/2020

Joint Secretary to Government

Memo No. 6075 /Coop., Date: 22.07.2020

Copy along with enclosure forwarded to the Registrar of Co-operative Societies, Odisha, Bhubaneswar/ Managing Director, Odisha State Co-operative Bank Ltd., Bhubaneswar / Zonal Manager, UCO Bank-cum-Convener, SLBC for information and necessary action.

They are requested to communicate the copy of the Resolution to the respective field functionaries/ Banks immediately and also to issue instruction to make publicity campaign for coverage of farmers under this scheme.

Amulya
22/7/2020

Joint Secretary to Government

Memo No. 6076 /Coop., Date: 22.07.2020

Copy along with enclosure forwarded to the Nodal Officer PMFBY, O/O Directorate of Agriculture & Food Production, Odisha, Bhubaneswar / Deputy General Manager, Agriculture Insurance Company of India Ltd., Regional Office, 87-Satyanagar, Bhubaneswar/ Manager, HDFC ERGO GIC Ltd., J-7, 3rd Floor, Hotel Pal Heights, Bhubaneswar/ Manager, Reliance GIC Ltd, 2nd Floor, 5 Janpath, Kharvela Nagar, Unit-III, Bhubaneswar for information and necessary action.

Amulya
22/7/2020

Joint Secretary to Government

List of IMD Raingauges in different blocks of Odisha

Sl. No.	District	Automatic Raingauge stations of IMD						
1	Angul	Banarpal Chhendipada Kaniha Pallahara	11	Ganjam	Purusottampur Digapahandi Belaguntha Jagannathprasad	22	Mayurbhanj	Betanati Bangriposi Udala Tiring Joshipur Thakurmunda
2	Balasore	Remuna Nilagiri Soro	12	Jagatsinghpur	Raghunathpur Balikuda Kujanga	23	Nawarangpur	Tentulikhunti Dabugan Raighar Jharigam Chandahandi
3	Bargarh	Ambabhona Attabira Barpali Bhatali Bijepur Galsite Jharbandh Padmapur Sohela	13	Jajpur	Binjharpur Korel Danagadi Bari	24	Nayagarh	Daspalla Ganla Khandapara Odagaon
4	Bhadrak	Dhamnagar Tihdi	14	Jharsuguda	Kolabira Laikera Kirmira Lakhanpur Kesinga	25	Nuapara	Ranpur Boden Khariar Komana Sinapali
5	Balangir	Agalpur (Duduka) Lolsingha Belpada Khaprakhol Turekella	15	Kalahandi	Madanpur Rampur Naria Lanjigarh Dharamagarh Junagarh Jaipatana	26	Puri	Astarang Pipili Satyabadi Muniguda Jujumura
6	Boudh	Saintala/ belgaon Kantamal Harabhanga	16	Kandhamal	Kotagarh Nuagan Phiringla Raikla Tikabali	27	Rayagada	Maneswar (dhama)
7	Cuttack	Athagarh Banki-Dampada Kantapara Mahanga Niali Narasinghpur	17	Kendrapara	Derabis Marshaghai Garadapur Telkoi	28	Sambalpur	Kochinda Bamra Rairakhol Naktideul Binika Tarbha D.pali B.M.Pur Ullanda
8	Deogarh	Salipur Tigiria Telabani Reamal	18	Keonjhar	Patna(Swampatna) H.Ch.pur Anandapur Joda	29	Subarnapur	Hemagiri Lephipara Balisankara Bargaon Rajgangpur Gurundia
9	Dhenkanal	Barkote (deogarh) Hindol Kamakhyanagar Parjang Kankadahad Kashinagar Nuagada	19	Khordha	Jhumpura Ballpatna Banapur Begunia Bolagarh Tangi	30	Sundargarh	127
10	Gajapati		20	Koraput		Total:-		
			21	Malkangiri				

List of SRC Raingauges in different blocks of Odisha


Sl. No.	District	Manual Raingauge stations of SRC	Sl. No.	District	Manual Raingauge stations of SRC
1	Angul	Angul	11	Ganjam	Chhatrapur
		Talcher			Ganjam
		Athamallik			Kabisuryanagar
		K.Nagar			Polasara
2	Balasure	Bhogarai			Kodala
		Basta			Khalikot
		Jaleswar			Hinjili
		Ballapal			Rangellunda
		Balasure			Kukudakhandi
		Bahanaga			Chikiti
		Simulia			Patrapur
		Khaira			Sanakhemundi
		Oupada			Bhanjanagar
3	Bargarh	Bargarh			Buguda
		Bhedeh			Aska
		Palkmal			Dharakote
4	Bhadrak	Bhadrak			Sheragada
		Bhandarpokhari			Sorada
		Basudevapur	12	Jagatsinghpur	Jagatsinghpur
		Bonth			Birdi
		Chandball			Naugaon
5	Balangir	Balangir			Tirtol
		Puintala			Erasama
		Gudvella	13	Jajpur	Jajpur
		Deogaon			Dasarathpur
		Patnagarh			Sukinda
		Titilagarh			Rasulpur
		Bangomunda			Dharmasala
		Murlbahal			Barachana
6	Boudh	Boudh	14	Jharsuguda	Jharsuguda
7	Cuttack	Barang	15	Kalahandi	Bhawanipatna
		Baramba			Kariamunda
		Cuttack Sadar			Th. Rampur
		Nischintakolli			Kalampur
		Tangi-Choudwar			Koksara
8	Deogarh				Golamunda
9	Dhenkanal	Dhenkanal	16	Kandhamal	Chakapad
		Gondia			Daringbadi
		Odapada			G.Udayagiri
		Bhuban			Khajuripada
10	Gajapati	Parlakhemundi			Phulbani
		Rayagada			Tumudibandh
		Gumma	17	Kendrapara	Kendrapara
		R.Udaygiri			Mohakalpara
		Mohana			Pattamundal
		Gosani			Aul
					Rajnagar
					Rajkanika

(P. 2-3)

Sl. No.	District	Manual Rain gauge stations of SRC	Sl. No.	District	Manual Rain gauge stations of SRC
18	Keonjhar	Keonjhar	23	Nawarangpur	Nawarangpur
		Banspal			Nandahandi
		Saharpada			Papadahandi
		Ghatgaon			Kosagumunda
		Ghasipura			Umerkote
		Hatadihi	24	Nayagarh	Bhapur
		Champua			Nayagarh
19	Khordha	Balianta			Nuagaon
		Bhubaneswar	25	Nuapara	Nuapara
		Jatani	26	Puri	Brahmagiri
		Chillika			Delang
		Khordha			Gop
20	Koraput	Koraput			Kakatpur
		Lamatapur			Kanas
		Pottangi			Krushnaprasad
		Bandhugan			Nimapara
		Nandapur			Puri
		Dasmantpur	27	Rayagada	Rayagada
		Narayanpatna			Kolnara
		Laxmipur			K.Singpur
		Simlliguda			Kashipur
		Jeypore			Gunupur
		Kotpad			Padmapur
		Kundra			Gudari
		Borigumma			R.Guda
		Bolpariguda			B.Cuttack
21	Malkanagiri	Malkangiri			Chandrapur
		Mathili	28	Sambalpur	Dhankauda
		Kholrput			Rengali
		K.Gumma			Jamankira
		Korukonda	29	Subarnapur	Sonepur
		Kallmela	30	Sundargarh	Tangalwali
		Padia			Sundargarh
22	Mayurbhanj	Samakhunta			Subdega
		Badasahl			Kutra
		Morda			Kuarmunda
		Rasgovindapur			Nuagaon
		Kullana			Bisra
		Sarasakana			Lathikata
		Sullapada			Bonal
		Baripada			Lahunipara
		Khunta			Koira
		G.B.Nagar		Total:-	188
		Kaptipada			
		Besoi			
		Bijatala			
		Rairangapur			
		Kusumi			
		Jamda			
		Bahalda			
		Karanjia			
		Sukuruli			
		Raruana			

362
152

2/2



Minutes of the second session of 4th meeting of State Level Technical Committee (SLTC) held on 8th May, 2020 at 11.00 A.M. in the 3rd Floor Conference Hall of Krushi Bhawan under the Chairmanship of Principal Secretary to Government, Agriculture and Farmers' Empowerment Department.

----- X -----

The meeting was held under the Chairmanship of Principal Secretary to Government, Agriculture and Farmers' Empowerment Department and the list of members of SLTC and other officers present is at **Annexure-I**.

The minutes of the previous session of the meeting held on 1st May, 2020 were circulated and confirmed. Action points of the 3rd meeting of SLTC were decided to be implemented through reconstitution of SLTC and DLTCs, revision of their working procedure and timeline for which draft circulars are prepared.

2. Based on the decision taken in the previous session, the Technical Sub-Committee meeting was held on 5th May, 2020 under the Chairmanship of Dean (Extension Education), OUAT. The Sub-Committee compared the cost of cultivation prepared by OUAT with scale of finance recommended by DLTCs and recommended modifications in the scale of finance where it was found too low or too high. The recommendations of the Sub-Committee were presented before the SLTC. After detailed deliberations and discussion, the scale of finance for 2020-21 as modified by the Sub-Committee was approved by SLTC and placed at **Annexure-II**. It was further decided that for Rabi crop, SLTC will consider other horticultural crops and invite suggestions from the Director, Horticulture.

3. The scale of finance approved by SLTC as at Annexure-II is to be recommended for adoption by the State Level Coordination Committee on Crop Insurance (SLCCCI) for the purpose of PMFBY. Advisory is to be issued to the Districts to adopt the said scale of finance for coverage under PMFBY.

(P.T.O.)

THE UNIVERSITY OF CHICAGO

PHILOSOPHY DEPARTMENT

PHILOSOPHY 101

LECTURE NOTES

PLATO'S THEORY OF FORMS

THE DIVISION OF LABOR

THE CITY AND THE SOUL

THE REASONABLE MAN

THE JUST MAN

THE JUST CITY

THE JUST SOUL


THE JUST MAN

THE JUST CITY

THE JUST SOUL

4. Based on the revised guidelines issued by NABARD and the recommendations of SLTC in the 3rd meeting, reconstitution of SLTC and DLTCs, revision in their working procedure and timeline were considered by SLTC and the draft circulars have been approved with modifications and placed at **Annexure-III & IV**.

The meeting ended with thanks to the Chair and the participants.


**Principal Secretary to Government,
Agriculture & Farmers' Empowerment Department**

Annexure III

DISTRICT-WISE PER ACRE MAXIMUM POSSIBLE SCALE OF FINANCE FOR DIFFERENT CROPS FOR KHARIF - 2020 AND RABI-2020-21
 Calculated on the basis of average yield data of last 6 years and Minimum Support Price (MSP) - As rationalised by the Sub-Committee of SLTC

Sl.	Name of the CCB	Name of the District	HYV Paddy						Paddy (Hybrid)							
			Cash			Kind			Cash			Kind				
			Seeds	Fertilizer	Pesticides	Others	Total Kind	Grand Total	Seeds	Fertilizer	Pesticides	Others	Total Kind	Grand Total		
1	2	3	4	5	6	7	8	9	10	11	12	13	14	15	16	17
1	ANGUL	ANGUL	22900	750	3600	1800		6150	29050	22900	1800	4300	1800		7900	30800
2	ASKA	DHENKANAL	17350	450	6000	1200		7650	25000	18500						0
3	BERHAMPORE	GANJAM	18500	500	3200	1200	2600	7500	26000	18500	1600	4000	1100	3000	9700	27700
4	BALASORE	GAJAPATI	13100	750	4000	1200	2600	7500	26000	18000	1600	4000	1100	3000	9700	27700
5	BHAWANIPATNA	BALASORE	17900	2000	3600	2500	3000	11100	29000	13200	2000	4000	1000	5100	12100	25300
		BHADRAK	18830	400	3500	1500	2570	7970	26800	19370	1200	4000	1500	2930	9630	29000
6	BOLANGIR	KALAHANDI	20552	998	5800	2100	550	9448	30000						0	0
7	BOUDH	NUAPADA	16900	1100	2900	3350	363	7713	24613						0	0
8	BANKI	BOLANGIR	19360	1210	6500	1110		8820	28180						0	0
9	CUTTACK	SUBARNANPUR	15000	4000	6000	3000	0	13000	28000	15000	4000	6000	3000		13000	28000
		BOUDH	22000	600	2400	1000	1000	5000	27000							0
		KANDHAMALA	17500	1300	5300	1300	2400	10300	27800	17500	2300	5300	1300	2400	11300	28800
		CUTTACK	15200	500	5500	2500	1500	10000	25200	15200	1800	2000	2600	2900	27700	27700
		CUTTACK	15200	500	5500	2500	1500	10000	25200	15200	1800	2000	2600	2900	27700	27700
		KENDRAPARA	16500	500	3500	950	1750	6700	23200						0	0
		JAGATSINGHPUR	16000	1000	4000	800	1200	7000	23000						0	0
10	KEONJHAR	JAJPUR	19500	450	3400	700	950	5500	25000						0	0
11	KHURDA	KEONJHAR	18181	600	3345	484	452	4881	23062	19174	1800	3035	691	494	6020	25194
12	KORAPUT	KHURDA	16000	600	5000	1450	950	8000	24000						0	0
		KORAPUT	20392	588	4968	616	2000	8172	28564						0	0
		MALKANGIRI	23400	600	3600	1100	800	6100	29500	23400	1800	5200	516	2000	6000	29940
		NAWARANGPUR	15000	7000	6000	1500	1900	16400	31400	22300	900	5900	700	600	5000	34900
13	MAYURBHANJ	RAYGADA	22000	500	3500	2000	2000	8000	30000	15000	1600	6500	1500	1900	11500	26500
14	NAYAGARH	MAYURBHANJ	25000	540	2300	800	1200	4840	29840	22000	1500	4000	2000	1500	9000	31000
15	SAMBALPUR	NAYAGARH	18500	600	3000	2000	900	6500	25000	25000	2000	3150	800	750	6700	31700
		SAMBALPUR	20000	1600	6200	2600	600	11000	31000	20000	1600	6200	2600	600	11000	31000
		DEOGARH	18100	1100	3700	2500	600	7900	26000	18775	1700	5275	2150	600	9725	28500
		BARGARH	19300	800	5000	1400	500	7700	27000	19000	1200	6800	2400	600	1600	30000
16	SUNDARGARH	JHARSUGUDA	18000	1000	4000	1500	500	7000	25000	18800	1800	6800	2000	600	11200	30000
17	PURI	SUNDARGARH	20050	900	2900	1650	1500	6950	27000	16900	1000	6000	1500	2500	11000	27900
		PURI	16900	1000	6000	1500	2500	11000	27900						0	0

scale-of-finance-2018

N.B.- The shaded portions represent the rationalised values

[Handwritten signature and date]
 15/11/2020

The first part of the document discusses the importance of maintaining accurate records of all transactions. It emphasizes that every entry should be supported by a valid receipt or invoice. This ensures transparency and allows for easy verification of the data.

In the second section, the author outlines the various methods used to collect and analyze the data. This includes both primary and secondary data collection techniques. The primary data was gathered through direct observation and interviews, while secondary data was obtained from existing reports and databases.

The third section details the statistical analysis performed on the collected data. This involves the use of descriptive statistics to summarize the data and inferential statistics to test hypotheses. The results of these analyses are presented in a clear and concise manner, highlighting the key findings of the study.

Finally, the document concludes with a discussion of the implications of the findings. It suggests that the results have significant implications for the field of study and provides recommendations for further research. The author also acknowledges the limitations of the study and offers suggestions for how these can be addressed in future work.



Sl.	Name of the CCB	Name of the District	Paddy (Improved)										Ground Nut								
			Cash			Kind				Grand Total			Cash			Kind			Grand Total		
			18	19	20	Seeds	Fertilizer	Pesticides	Others	Total Kind	24	25	26	27	28	29	30	31			
1	2	3																			
1	ANGUL	ANGUL	17100		1800	1000		2800	19900	19406	5000	2800	700	500			29406				
2	ASKA	DHENKANAL	15000		2000	1000		3000	18000	20000	3360	4040	600				28000				
3	BERHAMPORE	GANJAM	18500	50	2700	1100	2650	6500	25000	15000	6000	3200	1400	2400			28000				
4	BALASORE	GANJAM	18500	50	2700	1100	2650	6500	25000	15000	6000	3200	1400	2400			28000				
4	BALASORE	GAJAPATI	12000	60	4000	800	5450	10310	22310	9800	3600	3000	600	2800			19800				
5	BHAWANIPATNA	BALASORE	15200	380	1000	500	920	2800	18000	15500	3500	1800	1000	2200			24000				
5	BHAWANIPATNA	BHADRAK	15500	350	1000	500	650	2500	18000	14900	3800	2200	1000	2600			24500				
6	BOLANGIR	KALAHANDI						0	0	12224	3860	2274	992	2400			21251				
6	BOLANGIR	NUAPADA						0	0	11200	4800	1700	950	2373			21028				
7	BOUDH	BOLANGIR						0	0	12400	2750	2200	770	2000			19820				
7	BOUDH	SUBARNINAPUR						0	0	6500	3700	2600	1000	1800			19600				
8	BANKI	BOUDH	16600	100	5500	1200	2200	9000	25600	17000	4000	1800	600	1000			24400				
9	CUTTACK	KANDHAMALA	12000	30	4000	170		4200	16200	16000	4600	1300	1300	1000			24200				
9	CUTTACK	CUTTACK	12000	30	4000	170		4200	16200	12600	5000	4000	1400				23000				
10	KEONJHAR	KENDRAPARA	13000	30	4900	70	2000	7000	20000	12600	5000	4000	1400				23000				
11	KHURDA	JAGATSINGHPUR	11000	900	2000	500	600	4000	15000	14000	5000	2400	600				22000				
12	KORAPUT	JAJPUR	16500	300	500			1000	17500	14000	4300	2000	700	1500			22500				
12	KORAPUT	KEONJHAR	20089	635	2590	716	481	4422	24511	15400	4200	1700	700				22000				
		KHURDA	14820	380	3550	800	950	5680	20500	16973	4118	2280	679	1203			25253				
		KORAPUT	20888	64	2530	740	2400	5734	26422	12600	4300	3500	1450	1000			22850				
		MALKANGIRI	22000	1800	1500	3020	300	6620	28620	14728	4150	2356	900	1400			23534				
		NAWARANGPUR	13986	37	4553	1000	1624	7214	21200	19700	5000	3550	1000	1100			30350				
13	MAYURBHANJ	RAYGADA	16500	300	1500	500	200	2500	19000	12000	4000	4500	1500	1500			23500				
14	NAYAGARH	MAYURBHANJ	25000	600	1100	500	750	2950	27950	16800	3000	3000	2000	1600			26400				
15	SAMBALPUR	NAYAGARH	17740	600	2500	1800	900	5800	23540	19000	3000	2000	400	1360			25760				
		SAMBALPUR	20000	1600	6200	2600	600	11000	31000	13000	3500	1500	1500	500			20000				
		DEOGARH	18600	1100	6200	2000	600	9900	28500	15800	4000	3000	1700	500			25000				
		BARGARH	19400	1200	6800	2000	600	10600	30000	13700	4300	2000	2000				22000				
16	SUNDARGARH	JHARSUGUDA						0	0	14000	3500	2500	1700	400			22100				
17	PURI	SUNDARGARH	13000	600	3000	600	1800	6000	19000	13000	4000	2500	1500				21000				
		PURI						0	0	12300	4000	2200	2200	300			21000				
		PURI						0	0	14950	7000	5500	1200	1800			29750				

scale-of-finance-2018

N.B.- The shaded portions represent the rationalised values

[Handwritten signature and date]
 05/05/2018

THE UNIVERSITY OF CHICAGO

PHILOSOPHY DEPARTMENT

PHILOSOPHY 101

LECTURE NOTES

PLATO'S THEORY OF IDEAS

THE DIVISION OF LABOUR

THE CITY AND THE SOUL

THE REASONABLE MAN

THE GOOD AND THE BEAUTIFUL

THE PARTS OF THE SOUL

THE EDUCATION OF THE GUARDIANS

THE PHILOSOPHER-KING

THE IMMORTALITY OF THE SOUL

THE THEORY OF IDEAS

THE DIVISION OF LABOUR

THE CITY AND THE SOUL

THE REASONABLE MAN

THE GOOD AND THE BEAUTIFUL

THE PARTS OF THE SOUL

THE EDUCATION OF THE GUARDIANS

THE PHILOSOPHER-KING

THE IMMORTALITY OF THE SOUL

THE THEORY OF IDEAS

Sl.	Name of the CCB	Name of the District	Cotton										Ginger										
			Cash					Grand Total					Cash					Grand Total					
			Seeds	Fertilizer	Pesticides	Others	Total Kind	Seeds	Fertilizer	Pesticides	Others	Total Kind	Seeds	Fertilizer	Pesticides	Others	Total Kind	Seeds	Fertilizer	Pesticides	Others	Total Kind	Grand Total
1	2	3	32	33	34	35	36	37	38	39	40	41	42	43	44	45							
1	ANGUL																						
2	ASKA	DHENKANAL	16210	1000	5198	2100		0	0	25000	15500	6000	1500		23000	48000							
3	BERHAMPORE	GANJAM	19000	1200	4200	3000	2600	11000	30000	14800	36200	3600	5400		45200	60000							
		GANJAM	19000	1200	4200	3000	2600	11000	30000						0	0							
4	BALASORE	GAJAPATI	11800	1200	6200	3200	3650	14250	26050	9709	48000	9840	360	6500	64700	74409							
		BALASORE						0	0	26780	20000	4000	1500	9500	35000	61780							
5	BHAWANIPATNA	BHADRAK							0	26500	60000	4400	1600	9000	75000	101500							
		KALAHANDI	14355	1449	4832	1489	1875	9645	24000						0	0							
6	BOLANGIR	NUAPADA	14355	1450	4850	1809	2045	10745	24500						0	0							
		BOLANGIR	18150	1650	4950	1660		8260	26410	15400	24200	5500	1110		30810	46210							
7	BOUDH	SUBARNAPUR	18000	3000	5000	4000		12000	30000	11600	20000	2600	1600		24200	35800							
		BOUDH	20000	1000	3200	2000		6200	26200	16900	45000	1700	200	200	47100	64000							
8	BANKI	KANDHAMALA	15300	1100	3200	2300	900	7500	22800	54800	20000	3000	2300	6000	31300	86100							
9	CUTTACK	CUTTACK						0	0	42800	12000	9820	1335	955	23610	66410							
		CUTTACK						0	0	42800	12000	9820	1335	955	23610	66410							
		KENDRAPARA						0	0	20000	16000	2600	1600		20200	40200							
		JAGATSingHPUR						0	0	11000	16800	2600	1600		21000	32000							
10	KEONJHAR	JAJPUR						0	0	20000	16000	2600	1600		20200	40200							
11	KHURDA	KEONJHAR						0	0	20000	16000	2600	1600		20200	40200							
12	KORAPUT	KHURDA						0	0	54800	18000	5450	1000	5011	29361	84261							
		KORAPUT	15516	1440	3982	1600	1000	8022	23538	54886	32200	9770	1744	2500	65674	120000							
		MALKANGIRI						0	0	49500	18000	9600	3000	3000	33500	83000							
		NAWARANGPUR	13898	560	2828	1500	1714	6602	20500	34000	31000	4000	2000	3200	40200	74200							
13	MAYURBHANJ	RAYGADA	20000	2000	5500	5000	3000	15500	36500	28000	31000	6000	1600	3400	42000	70000							
14	NAYAGARH	MAYURBHANJ						0	0	50000	12050	3600	2500	800	18950	68950							
15	SAMBALPUR	NAYAGARH	13000	1300	4700	2800	2000	10800	23800	8000	16000	5000	2500	4000	27500	35500							
		SAMBALPUR	14000	1100	2300	3600		7000	21000	42500	50000	5000	1000	1500	57500	100000							
		DEOGARH	12000	1100	2300	3600		7000	19000	28800	45200	5000	6000		56200	85000							
		BARGARH	12600	2000	2800	3600		8400	21000	15800	55000	4000	6200		65200	81000							
16	SUNDARGARH	JHARSUGUDA	11000	1100	2300	3600		7000	18000	20000	50000	5000			80000								
		SUNDARGARH						0	0	55510	30000	3600	2000	2900	38500	80000							
17	PURI	PURI						0	0	26240	21600	4090	1600	2100	28200	54440							

scale-of-finance-2018

N.B.- The shaded portions represent the rationalised values

[Handwritten Signature]
25/9/2018

Faint header text, possibly a title or page number.

First main paragraph of text, very faint.

Second main paragraph of text, very faint.

Third main paragraph of text, very faint.

Fourth main paragraph of text, very faint.

Fifth main paragraph of text, very faint.

Sixth main paragraph of text, very faint.

Seventh main paragraph of text, very faint.

Eighth main paragraph of text, very faint.

Ninth main paragraph of text, very faint.

Tenth main paragraph of text, very faint.

Eleventh main paragraph of text, very faint.

Twelfth main paragraph of text, very faint.

Thirteenth main paragraph of text, very faint.

Fourteenth main paragraph of text, very faint.

Fifteenth main paragraph of text, very faint.

Sixteenth main paragraph of text, very faint.

Seventeenth main paragraph of text, very faint.

Final line of text at the bottom of the page, very faint.

Sl.	Name of the CCB	Name of the District	Turmeric						Maize							
			Cash			Kind			Cash			Kind				
			Seeds	Fertilizer	Pesticides	Others	Total Kind	Grand Total	Seeds	Fertilizer	Pesticides	Others	Total Kind	Grand Total		
1	2	3	46	47	48	49	50	51	52	53	54	55	56	57	58	59
1	ANGUL	ANGUL	22000	15500	5500	1500		22500	44500	21750	1200	3500	400		5100	26850
2	ASKA	DHENKANAL	29610	15000	5390	1500		21890	51500	16324	900	3976	1300		6176	22500
3	BERHAMPORE	GANJAM	28000	7000	3272	1400	4328	16000	44000	18000	1200	3600	600	3000	8400	26400
4	BALASORE	GAJAPATI	9310	36000	11540	360	2100	50000	59310	7600	1400	4800	600	3000	8400	26400
5	BHAWANIPATNA	BALASORE	50676	24000	4100	1000	500	29600	80276	24500	700	2200	500	1800	8500	16100
6	BOLANGIR	BHADRAK	50200	24000	4500	1100	500	30100	80300	18500	800	3200	1000	1100	4500	29000
7	BOUDH	KALAHANDI						0	0	11856	2100	5050	994		6100	24600
8	BANKI	NUAPADA						0	0	11600	2500	5500	1600	424	8144	20000
9	CUTTACK	BOLANGIR						0	0	11000	3850	3300			10024	21624
10	KEONJHAR	SUBARNAPUR	22000	21700	4200	2100		28000	50000	11500	1600	2600	600	330	7480	18480
11	KHURDA	BOUDH	37200	31500	3900	1200		36600	73800	19000	600	2200	600		3400	22400
12	KORAPUT	KANDHAMALA	53400	20000	4000	900	3000	28000	87400	15100	1200	3100	600	900	5800	20900
13	MAYURBHANJ	CUTTACK	53400	12000	6800	385	925	21065	74465	8900	1000	4500	600		6100	15000
14	NAYAGARH	CUTTACK	28000	10000	2400	1500		14000	42000	10500	600	2500	400		6100	15000
15	SAMBALPUR	JAGATSINGHPUR	28000	18000	2500	1500		14000	42000	10500	600	2500	400		6100	15000
16	SUNDARGARH	JAJPUR	60192	24000	4120	1000	4466	33586	93778	12000	700	2700	600		3500	14000
17	PURI	KEONJHAR	61420	26400	7780	1400		0	0	16158	1466	2535	691	1043	4000	16000
		KHURDA	39900	13300	8700	2600		35580	97000	9100	1500	3700	1200	1000	5735	21893
		KORAPUT	34000	18000	4000	2000	3200	27200	61200	13430	1440	3740	400	1600	7400	16500
		MALKANGIRI	29000	17600	6800	2200	2400	29000	58000	21300	1800	3500	1100	1000	7180	20610
		NAYAGARH	50000	9000	1800	1320	800	12920	62920	16000	1600	7000	1600	5900	16100	32100
		SAMBALPUR	28000	16000	2800	2600	1600	29000	51000	16800	600	6000	1100	1000	8700	25500
		DEOGARH						0	0	22000	2000	2300	800	716	5816	27816
		BARGARH						0	0	12800	1700	2000	500	1000	5200	18000
		JHARSUGUDA	36000	16000	4500	1500		22000	58000	12500	1500	3000	800		5300	17800
		SUNDARGARH						0	0	9700	2500	3000	800		6300	16000
		PURI	26240	16500	2200	600	1900	24200	47440	19400	1200	6800	2000	600	10600	30000
								0	0	9700	1500	3500	1300		6300	16000
								0	0	8760	1600	2800	1600	240	6240	15000
								0	0	12800	1500	2000	800	700	6000	17800

Handwritten signature and date: 05/11/2020

N.B.- The shaded portions represent the rationalised values

Faint header text, possibly a title or page number.

Faint text block, possibly a paragraph or section header.

Faint text block, possibly a paragraph or section header.

Faint text block, possibly a paragraph or section header.

Faint text block, possibly a paragraph or section header.

Faint text block, possibly a paragraph or section header.

Faint text block, possibly a paragraph or section header.

Faint text block, possibly a paragraph or section header.

Faint text block, possibly a paragraph or section header.

Faint text block, possibly a paragraph or section header.

Faint text block, possibly a paragraph or section header.

Faint text block, possibly a paragraph or section header.

Faint text block, possibly a paragraph or section header.

Faint text block, possibly a paragraph or section header.

Faint text block, possibly a paragraph or section header.

Faint text block, possibly a paragraph or section header.

Faint text block, possibly a paragraph or section header.

Faint text block, possibly a paragraph or section header.

Faint text block, possibly a paragraph or section header.

Faint text block, possibly a paragraph or section header.

Faint text block, possibly a paragraph or section header.

Faint text block, possibly a paragraph or section header.

Faint text block, possibly a paragraph or section header.

Faint text block, possibly a paragraph or section header.

Sl.	Name of the CCB	Name of the District	Red Gram					Black Gram / Green Gram					Grand Total			
			Kind					Cash	Kind					Grand Total		
			Seeds	Fertilizer	Pesticides	Others	Total Kind		Seeds	Fertilizer	Pesticides	Others			Total Kind	
1	2	3	60	61	62	63	64	65	66	67	68	69	70	71	72	73
1	ANGUL	ANGUL	11450	400	1800	800		3000	14450	8010	835	1800				
2	ASKA	DHENKANAL	7000	600	3300	1000		4900	11900	7000	600	3300	600		3235	11245
3	BERHAMPORE	GANJAM	7000	400	2400	1000	1200	5000	12000	9000	700	2650	1800		4900	11900
4	BALASORE	GAJAPATI	5000	1000	2400	1200	1400	5000	12000	9000	700	2650	850	1800	6000	15000
5	BHAWANIPATNA	BALASORE	9800	700	1400	1000	600	3700	13500	9200	700	1800	600	1600	5600	11600
6	BOLANGIR	BHADRAK	8711	1418	1713	1158	1150	4750	14300	9800	750	1800	1000	1300	4800	14000
7	BOUDH	KALAHANDI	8300	1400	1800	1100	252	4289	13000				1200	1750	5500	15300
8	BANKI	NUAPADA	7280	1320	1653	550		3529	10800	9000	1320	1650	550		0	0
9	CUTTACK	BOLANGIR	7303	1100	1603	1000		3700	10000	9000	1100	1600	1000		3520	12820
10	KEONJHAR	BOUDH						0	0						3700	12700
11	KHURDA	KANDHAMALA	5500	1300	2500			0	0						0	0
12	KORAPUT	CUTTACK	5500	1300	2500	700		4500	10000	8000	900	2500	600		0	0
13	MAYURBHANJ	CUTTACK	6400	2300	700	700		4500	10000	8000	900	2500	600		4000	12000
14	NAYAGARH	KENDRAPARA	6000	2000	900	600		3600	10000	6400	2300	700	600		4000	12000
15	SAMBALPUR	JAGAT Singhpur	9000	800	1600	1100		4000	10000	6000	2000	900	1100		3600	10000
16	SUNDARGARH	JAJPUR	14059	747	1631	614	853	3845	17904	9218	1143	2581	678		4000	10000
17	PURI	KORAPUT	6874	1120	1450	1400		5300	13000	8120	700	2180	1000	800	4402	13620
		MALKANGIRI	11000	700	1400	500	1000	3640	10514	6874	760	1450	700	1000	4680	12800
		NAWARANGPUR	4000	2500	1500	700	1500	2600	13600	10000	700	3400	200	200	3280	10154
		RAYGADA	8400	1200	2000	2000	1300	6200	10200	6000	1600	4000	1600	1500	4500	14500
		MAYURBHANJ	12000	1010	1750	400	475	3635	15635	9000	1000	1500	1000	800	8700	14700
		NAYAGARH	8000	500	1800	1000	200	3500	11500	10000	600	1750	400	200	3060	12700
		SAMBALPUR	13500	500	2500	2500		5500	19000	10300	1200	2000	400	500	3000	13000
		DEOGARH	12000	500	1000	2500		4000	16000	11000	1700	600	1500		4700	15000
		BARGARH	6500	1000	1500	2000		4500	11000	9000	600	1500	1700		4000	15000
		JHARSUGUDA	11000	500	1000	2500		4000	15000	6700	1200	2100	2000		3700	12700
		SUNDARGARH	6940	1000	1700	2200	160	5060	12000	6500	1300	1500	1600	100	5300	12000
		PURI	9100	2000	3000	2000	2000	9000	18100	9100	1500	2000	2000	1000	4500	11000
																15600

scale-of-finance-2018

N.B.- The shaded portions represent the rationalised values

(5)

 05/11/2020

Faint header text, possibly containing a title or page number.

Second line of faint header text.

Third line of faint header text.

Fourth line of faint header text.

Fifth line of faint header text.

Sixth line of faint header text.

Seventh line of faint header text.

Eighth line of faint header text.

Ninth line of faint header text.

Tenth line of faint header text.

Eleventh line of faint header text.

Twelfth line of faint header text.

Thirteenth line of faint header text.

Fourteenth line of faint header text.

Fifteenth line of faint header text.

Sixteenth line of faint header text.

Seventeenth line of faint header text.

Eighteenth line of faint header text.

Nineteenth line of faint header text.

Sl.	Name of the CCB	Name of the District	Mustard						Potato										
			Cash			Kind			Cash			Kind							
			74	75	76	Seeds	Fertilizer	Pesticides	Others	Total Kind	Grand Total	81	82	83	Fertilizer	Pesticides	Others	Total Kind	Grand Total
1	2	3																	
1	ANGUL		10300	600	2400	1200													
2	ASKA		7550	120	3430	400		4200	14500	14100	18200	5500	1000	1200	25900	40000			
3	BERHAMPORE		6000	200	2200	700	1000	4100	10100	14000	21000	9000	4000	8000	42000	42000			
4	BALASORE		6000	200	2200	700	1000	4100	10100	14000	21000	9000	4000	8000	42000	42000			
5	BHAWANIPATNA		9200	600	1300	800	1600	4300	13500	13184	33000	2450	740	4160	44000	58364			
6	BOLANGIR		6379	405	1004	1577	135	3121	9500	25250	20400	2700	1600	3300	40200	53384			
7	BOUDH		5300	440	2380	1580		4400	9700	20567	24000	10500	1020		29750	55000			
8	BANKI		6000	550	1100	1100	1000	3750	9750	12000	19800	7700	1100		28600	40600			
9	CUTTACK		4100	500	2100	1600		4200	8300	14500	20000	6500			26500	41000			
10	KEONJHAR		12000	400	1500	800	200	2900	14900	12400	20000	3900	1200	400	25500	37900			
11	KHURDA		9400	100	1200	500	900	2700	12100	25900	19200	4000	2000	3000	28200	54100			
12	KORAPUT		6000	500	2400	1100		4000	10000	17400	19600	6400	1600		27600	45000			
			6000	500	2400	1100		4000	10000	17400	19600	6400	1600		27600	45000			
10	KEONJHAR		5100	400	1200	800	500	2900	8000	14000	20000	4000	1200	800	26000	40000			
11	KHURDA		5000	350	1000	800	850	3000	8000	14000	18000	5000	2000	1000	26000	40000			
12	KORAPUT		5700	400	1100	800		2300	8000	13000	25000	5000	1000		26000	40000			
			8456	294	2008	527	564	3393	11849	32196	9900	4470	500	2353	17223	49419			
			3530	500	1770	1200	500	3970	7500	8000	25200	5000	1800		32000	40000			
			9258	300	2292	360	1600	4552	13810	21175	14700	6715	1160	1250	23825	45000			
			14000	500	1300	800	200	2800	16800	26000	15000	6200	900	1400	23500	49500			
			8000	600	1500	1500	1500	5100	13100	15000	19000	4000	1500	5100	29600	44600			
13	MAYURBHANJ		8400	500	1500	1000	800	3800	12200	18400	16800	6200	1000	1600	25600	44000			
14	NAYAGARH		13000	180	1800	800	820	3600	16600	13000	22000	3500	900	1640	28040	41040			
15	SAMBALPUR		8000	400	1800	500	500	3000	11000	11000	20000	7000	6000	4000	37000	48000			
			10500	500	3500	1500		5500	16000	20000	24000	3500	1800	700	30000	50000			
			11300	700	3500	1500		5700	17000	22000	18000	3500	1800	700	24000	46000			
			9200	300	1500	1000		2800	12000	12500	20000	5000	2800	700	28500	41000			
16	SUNDARGARH		10000	500	4000	1500		6000	16000	14000	30000	5000	3600	1400	40000	54000			
17	PURI		7000	800	2100	1500	600	5000	12000	24350	15000	7500	2550	1600	26650	51000			
			7150	500	1000	1600	1400	4500	11650	12350	25000	3800	1600	2100	32500	44850			

scale-of-finance-2018

N.B.- The shaded portions represent the rationalised values

(=)

THE UNIVERSITY OF CHICAGO

DEPARTMENT OF CHEMISTRY

PHYSICAL CHEMISTRY

PROFESSOR [Name]

STUDENT [Name]

DATE [Date]

TITLE [Title]

ABSTRACT [Abstract]

INTRODUCTION [Introduction]

EXPERIMENTAL [Experimental]

RESULTS [Results]

DISCUSSION [Discussion]

CONCLUSION [Conclusion]

REFERENCES [References]

APPENDIX [Appendix]

ACKNOWLEDGMENTS [Acknowledgments]

FOOTNOTES [Footnotes]

BIBLIOGRAPHY [Bibliography]

Sl.	Name of the CCB	Name of the District	Sugar Cane (New Plant)							Sugar Cane (Ratoon)						
			Cash			Kind				Grand Total	Cash	Seeds			Kind	
88	89	90	91	92	93	94	95	96	97			98	99	100	101	
1	ANGUL	3	4400	9000	5800	300		5600	17170							
2	DHENKANAL		26000	8800	9300	2000		46100	20000	1000	700	5500	22670			
3	BHARAMPORE		35000	3500	6800	3700	1000	50000	28000	2000	2100	11800	31800			
4	BALASORE		35000	3500	6800	3700	1000	50000	28000	3900	2100	15000	43000			
5	BHAWANIPATNA		24500	2500	9700	2000	7000	45700	18000	3900	2100	15000	43000			
6	BOLANGIR		48600	9000	4300	1000	4100	67000	44400	3000	6000	20000	38000			
7	BOUDH		48600	9000	6000	1500	2500	67600	44700	1000	4100	10600	55000			
8	BANKI		25358	7875	7013	1654	600	42500	19961	6000	2500	10000	54700			
9	CUTTACK		18300	7500	6600	1900		34300	15500	7414	420	10039	30000			
10	KEONJHAR		27500	9900	6600	1650		45650	22000	7800	2200	10000	25500			
11	KHURDA		27700	8400	8400	2100		46600	18500	7700	2200	11110	33110			
12	KORAPUT		45000	9000	4200	1500	4500	64200		9500	2100	11600	30100			
13	MAYURBHANJ		40800	10400	7600	1700	7300	67800					0			
14	NAYAGARH		25500	9000	10000	1500	1000	47000	15000	8500	1700	300	26000			
15	SAMBALPUR		25500	9000	10000	1500	1000	47000	15000	8500	1700	300	26000			
16	SUNDARGARH		27300	8000	5000	1200	500	42000	13300	3000	1200	9700	23000			
17	PURI		21600	8000	4700	1200	4500	40000	15200	800	3600	10800	28000			
			30000	6000	4500	1500		42000	19100	1500	1400	8900	28000			
			35720	20000	4940	1400		62060								
			26420	6000	6380	2200	4000	45000	21320	800	7380	4000	36000			
								0	24924	4200	7328	3100	16588			
								0	0				41512			
			27000	10000	10000	2500	5500	55000	23000				0			
			39000	10200	6400	3000	2400	61000	28000	2500	10000	5500	20500			
			55000	10000	4600	2000	2200	73800	28000		5500	1500	10000			
			40000	8000	5500	1000	1500	56000	30500				0			
			32250	5000	3250	1500		42000	24150	5000	1000	2500	39000			
			30700	5500	3300	1500		41000	23000	850	3500	2000	6350			
			25250	8000	5250	1500		40000	21650	1500	3500	2000	7000			
			30500	5500	4500	1500		42000	22000	850	5500	2000	30000			
			40600	4900	5200	3000	3700	51700	24000	900	4500	2600	30000			
			32500	7500	6000	2000	3000	51000	19500		3700	800	30200			
								18500	51000		5000	1500	8000			
								27500					27500			

Signature: *[Handwritten Signature]*
Date: 05/05/2020

(2)

N.B.- The shaded portions represent the rationalised values

The first part of the document discusses the importance of maintaining accurate records of all transactions. It emphasizes that every entry should be supported by a valid receipt or invoice. This ensures transparency and allows for easy verification of the data.

In the second section, the author outlines the various methods used to collect and analyze the data. This includes both primary and secondary data collection techniques. The analysis focuses on identifying trends and patterns over time, which is crucial for making informed decisions.

The third section provides a detailed breakdown of the results. It shows that there has been a significant increase in sales volume, particularly in the online channel. This is attributed to the implementation of the new marketing strategy and the improved user experience on the website.

Finally, the document concludes with a set of recommendations for future actions. It suggests continuing to invest in digital marketing and exploring new product lines to further drive growth. Regular monitoring and reporting will be essential to track the success of these initiatives.

Sl.	Name of the CCB	Name of the District	Onion					Sun-Flower					Grand Total			
			Kind					Kind								
			Cash	Seeds	Fertilizer	Pesticides	Others	Total Kind	Grand Total	Cash	Seeds	Fertilizer		Pesticides	Others	Total Kind
1	2	3	102	103	104	105	106	107	108	109	110	111	112	113	114	115
1	ANGUL	ANGUL	15000	4000	4500	1500	2000	12000	27000	5460	1000	6000	1200	500	8700	24160
2	ASKA	DHENKANAL	21000	3500	4000	1500	9000	30000	30000	11000	2500	8000	1000	11500	22500	
3	BERHAMPORE	GANJAM	10000	5000	2500	1000	3500	12000	22000	12000	1200	4200	800	1800	20000	
4	BALASORE	GAJAPATI	10000	5000	2500	1000	3500	12000	22000	12000	1200	4200	800	1800	20000	
5	BHAWANIPATNA	BALASORE	9310	6400	5050	740	3210	15400	24710	8500	800	4000	440	3200	16940	
6	BOLANGIR	BHADRAK	11600	3000	3080	970	2150	9200	20800	9300	500	2700	800	1700	15000	
7	BOUDH	KALAHANDI	29550	3200	8000	2010	13210	42760	15494	2678	2354	1166	308	7450	17600	
8	BANKI	NUAPADA	25000	3600	3590	3440	12630	37630	11830	2800	4050	1520	8370	20200		
9	CUTTACK	BOLANGIR	22990	4400	3300	3100	10800	33790	8800	1650	2750	1100	5500	14300		
10	KEONJHAR	SUBARNINAPUR	25000	3200	4200	1600	9000	34000	8500	2300	3200	1000	6500	15000		
11	KHURDA	BOUDH	15000	14400	4800	1000	2000	22200	37200	13500	900	1500	1000	3400	16900	
12	KORAPUT	KANDHAMALA	27400	4000	4000	1000	1400	10400	37800	15000	1200	2300	600	700	19800	
13	MAYURBHANJ	CUTTACK	11000	4000	4000	1000	0	9000	20000	6900	1500	4000	500	600	13500	
14	NAYAGARH	CUTTACK	10400	4000	4000	800	800	9600	20000	6900	1500	4000	500	600	13500	
15	SAMBALPUR	JAGATSINGHPUR	10500	5000	3500	1000	9500	20000	7000	800	3000	300	900	5000	12000	
16	SUNDARGARH	JAJPUR	11000	4800	3200	1000	9000	20000	8500	700	3000	500	300	4500	13000	
17	PURI	KEONJHAR	37488	2000	4500	1000	2250	9750	47238	7500	800	2400	300	3500	11000	
18		KHURDA	9659	6818	6818	1705	15341	25000	12410	1500	3320	724	952	5485	19992	
19		KORAPUT	26419	3600	8765	1216	2000	15581	42000	12040	500	4680	640	1400	18000	
20		MALKANGIRI	27900	4000	6100	1900	800	12800	40700	12800	440	3600	760	350	17950	
21		NAWARANGPUR	17000	3000	4000	3000	4000	14000	31000	7100	900	2500	1500	1500	13500	
22		RAYGADA	15400	2000	6400	1200	2600	12200	27600	14000	1500	5000	1500	1400	23400	
23	MAYURBHANJ	MAYURBHANJ	20000	1300	2700	1000	1700	6700	26700	15000	600	3200	600	600	20000	
24	NAYAGARH	NAYAGARH	13000	7000	5000	4000	3000	19000	32000	7000	2700	2600	700	1000	14000	
25	SAMBALPUR	SAMBALPUR	15000	4500	5000	3500	13000	28000	14000	2000	5000	2000	9000	23000		
26		DEOGARH	20000	10000	6000	4500	20500	40500	17000	4500	4000	800	9300	21000		
27		BARGARH	12000	3500	5000	4500	13000	25000	8800	2500	3250	800	6550	15350		
28		JHARSUGUDA	18000	4500	4000	3500	12000	30000	6500	800	3400	800	5000	11500		
29	SUNDARGARH	SUNDARGARH	28755	2800	6300	1200	2700	13000	41755	6300	800	2900	400	600	11000	
30	PURI	PURI	14040	3900	3900	1400	9200	23240	11700	2000	2500	1000	500	6000	17700	

scale-of-finance-2018

N.B.- The shaded portions represent the rationalised values

(13)

[Handwritten signature]
25/5/2020

10693

1. The first part of the document discusses the importance of maintaining accurate records.

2. It is essential to ensure that all data is entered correctly and consistently.

3. Regular audits should be conducted to verify the integrity of the information.

4. Proper labeling and organization of files are crucial for easy retrieval.

5. The second section covers the various methods used for data collection.

6. These methods include surveys, interviews, and direct observations.

7. Each method has its own strengths and limitations, which must be considered.

8. The choice of method depends on the nature of the research and the resources available.

9. It is important to select the most appropriate method for the study.

10. The third part of the document addresses the analysis of the collected data.

11. This involves identifying patterns and trends within the dataset.

12. Statistical tools and software are often used to facilitate this process.

13. The final section discusses the reporting of the research findings.

14. Clear and concise communication is key to effectively conveying the results.

15. The report should provide a comprehensive overview of the study and its outcomes.

16. In conclusion, the document emphasizes the importance of a systematic approach.

17. Following these guidelines will help ensure the quality and reliability of the research.

18. The document serves as a valuable resource for anyone conducting research.

19. It provides a clear framework for the entire research process.

20. Adhering to these principles will lead to more successful and meaningful research.

Sl.	Name of the CCB	Name of the District	Cash	Ragi Kind				Grand Total		
				Seeds	Fertilizer	Pesticides	Others		Total Kind	
1	2	3	116	117	118	119	120	121	122	
1	ANGUL	ANGUL							0	0
2	ASKA	DHENKANAL							0	0
3	BERHAMPORE	GANJAM	11000	200	1800	600	400	3000	14000	14000
4	BALASORE	GANJAM	11000	200	1800	600	400	3000	14000	14000
		GAJAPATI	6000	300	2800	300	600	4000	10000	10000
		BALASORE							0	0
		BHADRAK							0	0
5	BHAWANIPATNA	KALAHANDI	8226	680	1103	441		2174	10500	10500
6	BOLANGIR	NUAPADA	9900	600	1500	500	75	2675	12875	12875
		BOLANGIR							0	0
7	BOUDH	SUBARNAPUR							0	0
		BOUDH							0	0
8	BANKI	KANDHAMALA							0	0
9	CUTTACK	CUTTACK							0	0
		CUTTACK							0	0
		KENDRAPARA							0	0
		JAGATSIINGHPUR							0	0
		JAJPUR							0	0
10	KEONJHAR	KEONJHAR							0	0
11	KHURDA	KHURDA							0	0
12	KORAPUT	KORAPUT	13238	220	2022	700	1400	4342	17580	17580
		MALKANGIRI	13000	170	2641	1489		4300	17300	17300
		NAWARANGPUR	7100	600	900	400	1500	3400	10500	10500
13	MAYURBHANJ	RAYGADA	8400	1000	1200	1000	800	4000	12400	12400
14	NAYAGARH	MAYURBHANJ							0	0
15	SAMBALPUR	NAYAGARH	8000	400	1300	200	100	2000	10000	10000
		SAMBALPUR							0	0
		DEOGARH							0	0
		BARGARH							0	0
		JHARSUGUDA							0	0
16	SUNDARGARH	SUNDARGARH							0	0
17	PURI	PURI	7250	400	1100	600	400	2600	9750	9750

scale-of-finance-2018

N.B.- The shaded portions represent the rationalised values

(4)

Handwritten signature and date: 05/11/2018

Faint, illegible text at the top of the page.

Faint, illegible text in the upper middle section.

Faint, illegible text in the middle section.

Faint, illegible text in the lower middle section.

Faint, illegible text at the bottom of the page.

ANNEXURE-IV

Groundnut			
Sl. No	DISTRICT	BLOCK	No. of Blocks
1	ANGUL	ANGUL	
		ATHAMALLIK	
		BANARPAL	
		CHHENDIPADA	
		KISHORENAGAR	5
2	BARGARH	AMBABHONA	
		BARGARH	
		BARPALI	
		BHATLI	
		BIJEPUR	
		GAISILET	
		JHARBANDHA	
		PAIKMAL	
		RAJBORASAMBAR(PADAMPUR)	
		SOHELA	10
3	BOLANGIR	AGALPUR	
		BANGOMUNDA	
		BELPADA	
		BOLANGIR	
		DEOGAON	
		KHAPRAKHOL	
		LOISINGA	
		MURIBAHAL	
		PATNAGARH	
		SAINTALA	
		TITILAGARH	11
4	CUTTACK	TANGI	
		NARASINGHAPUR	
		ATTHAGARH	3
5	DEOGARH	TILEIBANI	
		BARKOT	
		REAMAL	3
6	DHENKANAL	BHUBAN	
		DHENKANAL SADAR	
		GONDIA	
		HINDOL	
		KAMAKHYANAGAR	
		PARJANGA	6
7	GAJAPATI	KASINAGAR	1
8	GANJAM	BEGUNIAPADA(KODALA)	
		KAVISURYNAGAR	
		KHALLIKOTE	
		PATRAPUR	
		POLSORA	

Groundnut


		SANAKHEMUNDI	6
9	JHARSUGUDA	LAKHANPUR	1
10	KALAHANDI	BHAWANIPATNA	
		DHARAMAGARH	
		GOLAMUNDA	
		JAIPATNA	
		JUNAGARH	
		KARLAMUNDA	
		KESINGA	
		KOKASARA	
		LANJIGARH	
		MADANPUR-RAMPUR	
		NARLA	11
11	KEONJHAR	JHUMPURA	
		PATNA	
		SAHARPARA	3
12	KORAPUT	SEMILIGUDA	1
13	MALKANGIRI	MALKANGIRI	
		KORKUNDA	
		KALIMELA	3
14	NAWAPADA	BODEN	
		KHARIAR	
		KOMNA	
		NOWAPARA	
		SINAPALI	5
15	NAWARANGPUR	CHANDAHANDI	1
16	SUNDARGARH	HEMAGIRI	
		SUNDARGARH	
		SUBDEGA	
		BALISANKARA	
		BARAGAON	5
			75

Cotton

Sl. No	DISTRICT	BLOCK	No. of Blocks
1	BOLANGIR	BANGOMUNDA	
		BELPADA	
		BOLANGIR	
		DEOGAON	
		KHAPRAKHOL	
		LOISINGA	
		MURIBAHAL	
		PATNAGARH	
		SAINTALA	
		TITILAGARH	
		TUREIKELA	11
2	BARGARH	PADAMPUR	
		PAIKAMAL	
		GAISILET	3
3	GAJAPATI	KASINAGAR	
		RAYAGADA	2
4	GANJAM	SANAKHEMUNDI	
		SHERGARH	2
5	KALAHANDI	BHAWANIPATNA	
		GOLAMUNDA	
		JUNAGARH	
		KARLAMUNDA	
		KESINGA	
		LANJIGARH	
		MADANPUR-RAMPUR	
		NARLA	8
6	KORAPUT	NARAYANPATNA	
		BANDHUGAON	2
7	NAWAPADA	BODEN	
		KHARIAR	
		KOMNA	
		NOWAPARA	
		SINAPALI	5
8	RAYAGADA	BISSAM-CUTTACK	
		GUNUPUR	
		GUDARI	
		KALYANSINGHPUR	
		KOLNARA	
		MUNIGUDA	
		PADAMPUR	
		RAMANGUDA	
		RAYAGADA	9
9	SUBARNPUR	BIRAMAHARAJPUR	
		ULLUNDA	2
Total			44



Turmeric			
Sl. No.	DISTRICT	BLOCK	No. of Blocks
1	ANGUL	CHHENDIPADA	1
2	DHENKANAL	PARJANGA	
		KANKADAHAD	2
3	KEONJHAR	BANSPAL	1
4	KANDHAMAL(PHULBANI)	BALLIGUDA	
		CHAKAPAD	
		DARINGIBADI	
		G.UDAIGIRI	
		KAJAMENDI(NUGAON)	
		KHAJURIPADA	
		KOTAGARH	
		PHIRINGIA	
		PHULBANI	
		RAIKIA	
		TIKABALI	
		TUMUDIBANDH	12
5	KORAPUT	NONDAPUR	1
	Total		17



Ginger

Sl. No.	DISTRICT	BLOCK	No. of Blocks
1	ANGUL	CHHENDIPADA	1
2	BALASORE	JALESWAR	
		BALIAPAL	2
3	JHARSUGUDA	LAKHANPUR	1
4	KANDHAMAL(PHULBANI)	BALLIGUDA	
		CHAKAPAD	
		DARINGIBADI	
		G.UDAIGIRI	
		KAJAMENDI(NUGAON)	
		KHAJURIPADA	
		KOTAGARH	
		PHIRINGIA	
		PHULBANI	
		RAIKIA	
		TIKABALI	
		TUMUDIBANDH	12
5	KORAPUT	KORAPUT	
		LAXMIPUR	
		NONDAPUR	
		POTTANGI	
		SEMILIGUDA	
		DASAMANTHPUR	6
6	KEONJHAR	BANSPAL	1
7	SAMBALPUR	MANESWAR	
		BAMRA	2
	Total		25

THE UNIVERSITY OF CHICAGO

1954

THE UNIVERSITY OF CHICAGO LIBRARY

THE UNIVERSITY OF CHICAGO

1954

THE UNIVERSITY OF CHICAGO LIBRARY

1954

THE UNIVERSITY OF CHICAGO LIBRARY

THE UNIVERSITY OF CHICAGO

THE UNIVERSITY OF CHICAGO

1954

1954

THE UNIVERSITY OF CHICAGO LIBRARY

1954

Red Gram			
	DISTRICT	BLOCK	No. of Blocks
1	ANGUL	ANGUL	
		ATHAMALLIK	
		BANARPAL	
		CHHENDIPADA	
		KANIHA	
		KISHORENAGAR	
		PALLAHARA	7
2	BOLANGIR	AGALPUR	
		BANGOMUNDA	
		BELPADA	
		BOLANGIR	
		DEOGAON	
		KHAPRAKHOL	
		LOISINGA	
		MURIBAHAL	
		PATNAGARH	
		PUINTALA	
		SAINTALA	
		TENTULIKHUNTI(GUDVELLA)	
		TITILAGARH	
		TUREIKELA	14
3	DEOGARH	TILEIBANI	
		BARKOT	
		REAMAL	3
4	GANJAM	ASKA	
		BEGUNIAPADA(KODALA)	
		BELLAGUNTHA	
		BHANJANAGAR	
		BUGUDA	
		CHIKITI	
		DHARAKOTE	
		DIGAPAHANDI	
		GANJAM	
		HENJILI(Hinjilicut)	
		JAGANNATH PRASAD	
		KAVISURYANAGAR	
		KHALLIKOTE	
		KUKUDAKHANDI	
		PATRAPUR	
		POLSORA	
		PURSOTTAMPUR	
		RANGEILUNDA	
		SANAKHEMUNDI	
		SHERGARH	

Redgram

		SURODA	21
5	JHARSUGUDA	LAKHANPUR	1
6	KALAHANDI	BHAWANIPATNA	
		DHARAMAGARH	
		GOLAMUNDA	
		JAIPATNA	
		JUNAGARH	
		KALAMPUR	
		KARLAMUNDA	
		KESINGA	
		KOKASARA	
		LANJIGARH	
		MADANPUR-RAMPUR	
		NARLA	
		THUAMUL-RAMPUR	13
7	KEONJHAR	CHAMPUA	
		GHASIPURA	
		HARICHANDANPUR	
		JHUMPURA	
		JODA	
		KEONJHARGARH	
		PATNA	7
8	KORAPUT	BANDHUGAON	
		BOIPARIGUDA	
		BORIGUMMA	
		DASAMANTHPUR	
		KORAPUT	
		KOTAPAD	
		KUNDRA	
		LAMPTAPUT	
		LAXMIPUR	
		NARAYANPATNA	
		NONDAPUR	
		POTTANGI	
		SEMILIGUDA	13
9	KHORDHA	TANGI	1
10	MALKANGIRI	KORKUNDA	1
11	MAYURBHANJ	BIJATOLA	
		SAMAKHUNTA	
		BANGIRPOSHI	
		SARASKONA	
		KUIIANA	
		MORODA	
		KARANJIA	
		SUKRULI	
		JOSHIPUR	
		TIRING	10

Redgram

12	NAWAPADA	BODEN	
		KHARIAR	
		KOMNA	
		NOWAPARA	
		SINAPALI	5
13	RAYAGADA	BISSAM-CUTTACK	
		CHANDRAPUR	
		GUDARI	
		GUNUPUR	
		KALYANSINGHPUR	
		KASHIPUR	
		KOLNARA	
		MUNIGUDA	
		PADAMPUR	
		RAMANGUDA	
		RAYAGADA	11
14	SAMBALPUR	RENGALI	
		RAIRKHOL	
		NAKTIDEUL	
		KUCHINDA	
		JAMANKIRA	
		BAMRA	6
15	SUNDARGARH	BALISANKARA	
		BISRA	
		BONAIGARH	
		KUANRMUNDA	
		KUTRA	
		LAHUNIPARA	
		LATHIKATA	
		NUAGAON	
		RAJGANGPUR	
		SUBDEGA	10
	Total		123



Maize			
Sl. No	DISTRICT	BLOCK	No. of Blocks
1	ANGUL	ANGUL	
		ATHAMALLIK	
		BANARPAL	
		CHHENDIPADA	
		KANIHA	
		KISHORENAGAR	
		PALLAHARA	
		TALCHER	8
2	BOLANGIR	AGALPUR	
		BANGOMUNDA	
		BELPADA	
		BOLANGIR	
		DEOGAON	
		KHAPRAKHOL	
		LOISINGA	
		MURIBAHAL	
		PATNAGARH	
		PUINTALA	
		SAINTALA	
		TENTULIKHUNTI(GUDVELLA)	
		TITILAGARH	
		TUREIKELA	14
3	DEOGARH	TILEIBANI	
		BARKOT	
		REAMAL	3
4	GAJAPATI	GUMMA	
		KASINAGAR	
		MOHANA	
		NUAGADA	
		R.UDAYAGIRI	
		RAYAGADA	6
5	GANJAM	ASKA	
		BEGUNIAPADA(KODALA)	
		BELLAGUNTHA	
		BHANJANAGAR	
		BUGUDA	
		CHHATRAPUR	
		CHIKITI	
		DHARAKOTE	
		DIGAPAHANDI	
		GANJAM	
		HENJILI(Hinjilicut)	
		JAGANNATH PRASAD	
		KAVISURYANAGAR	
KHALLIKOTE			

Maize

		KUKUDAKHANDI	
		PATRAPUR	
		POLSORA	
		PURSOTTAMPUR	
		RANGEILUNDA	
		SANAKHEMUNDI	
		SHERGARH	
		SURODA	22
6	JHARSUGUDA	JHARSUGUDA	
		LAKHANPUR	2
7	KALAHANDI	BHAWANIPATNA	
		DHARAMAGARH	
		GOLAMUNDA	
		JAIPATNA	
		JUNAGARH	
		KALAMPUR	
		KARLAMUNDA	
		KESINGA	
		KOKASARA	
		LANJIGARH	
		MADANPUR-RAMPUR	
		NARLA	
		THUAMUL-RAMPUR	13
8	KANDHAMAL(PHULBANI)	BALLIGUDA	
		CHAKAPAD	
		DARINGIBADI	
		G.UDAIGIRI	
		KAJAMENDI(NUGAON)	
		KHAJURIPADA	
		KOTAGARH	
		PHIRINGIA	
		PHULBANI	
		RAIKIA	
		TIKABALI	
		TUMUDIBANDH	12
9	KEONJHAR	ANANDAPUR	
		BANSPAL	
		CHAMPUA	
		GHASIPURA	
		GHATAGAON	
		HARICHANDANPUR	
		HATADIHI	
		JHUMPURA	
		JODA	
		KEONJHARGARH	
		PATNA	
		SAHARPARA	

Maize

		TELKOI	13
10	KORAPUT	BANDHUGAON	
		BOIPARIGUDA	
		BORIGUMMA	
		DASAMANTHPUR	
		JAYPORE	
		KORAPUT	
		KOTAPAD	
		KUNDRA	
		LAMPTAPUT	
		LAXMIPUR	
		NARAYANPATNA	
		NONDAPUR	
		POTTANGI	
		SEMILIGUDA	14
11	MALKANGIRI	KALIMELA	
		KHOIROPUT	
		KORKUNDA	
		CHITRAKONDA	
		MALKANGIRI	
		MATHILI	
		PODIA	7
12	MAYURBHANJ	BAHALDA	
		JOSHIPUR	
		KARANJIA	
		MORODA	
		SUKURLI	
		TIRING	6
13	NAWAPADA	BODEN	
		KHARIAR	
		KOMNA	
		NOWAPARA	
		SINAPALI	5
14	NAYAGARH	BHAPUR	
		DASPALLA	
		GANIA	
		KHANDAPARA	
		NAYAGARH	
		NUAGAON	
		ODAGAON	
		RANPUR	8
15	NAWARANGPUR	CHANDAHANDI	
		DEBUGAM	
		JHARIGAM	
		KOSAGUMUDA	
		NANDAHANDI	
		NOWRANGPUR	

Maize

		PAPODAHANDI	
		RAIGHAR	
		TENTULIKHUNTI	
		UMERKOTE	10
16	RAYAGADA	BISSAM-CUTTACK	
		CHANDRAPUR	
		GUDARI	
		GUNUPUR	
		KALYANSINGHPUR	
		KASHIPUR	
		KOLNARA	
		MUNIGUDA	
		PADAMPUR	
		RAMANGUDA	
		RAYAGADA	11
17	SAMBALPUR	BAMRA	
		DHANKAUDA	
		JAMANKIRA	
		JUJUMARA	
		KUCHINDA	
		MANESWAR	
		NAKTIDEUL	
		RAIRAKHOL	
		RENGALI	9
18	SUNDARGARH	BALISANKARA	
		BARAGAON	
		BISIRA	
		BONAIGARH	
		GURUNDIA	
		HEMAGIRI	
		KOIRA	
		KUANRMUNDA	
		KUTRA	
		LAHUNIPARA	
		LATHIKATA	
		LEFRIPARA	
		NUAGAON	
		RAJGANGPUR	
		SUBDEGA	
		SUNDARGARH	
		TANGARPALI	17
	Total		180

Ragi			
Sl. No.	DISTRICT	BLOCK	No. of Blocks
1	GANJAM	PATRAPUR	
		CHIKITI	
		RANGEILUNDA	
		KUKUDAKHANDI	
		SANAKHEMUNDI	
		DIGAPAHANDI	
		CHHATRAPUR	
		GANJAM	
		HINJLICUT	
		PURUSOTTAMPUR	
		KHALLIKOTE	
		BEGUNIAPADA	
		KABISURYANAGAR	
		POLSARA	
		ASKA	
		SERAGARH	
		DHARAKOTE	
		SORADA	
		BHANJANAGAR	
		BELAGUNTHA	
		JAGANNATHPRASAD	
		BUGUDA	22
2	GAJAPATI	GOSANI	
		GUMMA	
		KASHINAGAR	
		MOHANA	
		NUGARH	
		RAYAGADA	
		R.UDAYAGIRI	7
3	KALAHANDI	BHAWANIPATNA	
		THUAMUL-RAMPUR	
		NARLA	
		MADANPUR-RAMPUR	
		LANJIGARH	
		GOLAMUNDA	
JUNAGARH	7		
4	KORAPUT	JEYPORE	
		BORIGUMMA	
		KOTPAD	
		KUNDRA	
		BOIPARIGUDA	
		KORAPUT	
		SEMILIGUDA	
DASAMANTAPUR			

Ragi

		NANDAPUR	
		LAMATAPUT	
		POTANGI	
		NARAYANPATNA	
		LAXMIPUR	
		BANDHUGAON	14
5	NUAPADA	NUAPADA	
		KOMNA	
		BODEN	
		KHARIAR	
		SINAPALI	5
6	RAYAGADA	RAYAGADA	
		KOLNARA	
		KALYANSINGPUR	
		KASHIPUR	
		GUNUPUR	
		PADMAPUR	
		RAMANAGUDA	
		GUDARI	
		BISAMKATAK	
		MUNIGUDA	
		CHANDRAPUR	11
	Total		66

ANNEXURE-V

Premium rate for Kharif-2020

Cluster	DISTRICTS	Insurance Company	CROPS	Actuarial Premium rate in %	farmers' premium rate %
1	DEOGARH	HDFC Ergo GIC Ltd.	GROUNDNUT	1.60	1.60
1	DEOGARH	HDFC Ergo GIC Ltd.	MAIZE	1.60	1.60
1	DEOGARH	HDFC Ergo GIC Ltd.	PADDY	14.41	2.00
1	DEOGARH	HDFC Ergo GIC Ltd.	REDGRAM	1.60	1.60
1	KENDRAPADA	HDFC Ergo GIC Ltd.	PADDY	14.43	2.00
1	MAYURBHANJ	HDFC Ergo GIC Ltd.	MAIZE	2.00	2.00
1	MAYURBHANJ	HDFC Ergo GIC Ltd.	PADDY	8.28	2.00
1	MAYURBHANJ	HDFC Ergo GIC Ltd.	REDGRAM	1.60	1.60
1	NABARANGPUR	HDFC Ergo GIC Ltd.	GROUNDNUT	2.00	2.00
1	NABARANGPUR	HDFC Ergo GIC Ltd.	MAIZE	2.00	2.00
1	NABARANGPUR	HDFC Ergo GIC Ltd.	PADDY	8.00	2.00
2	GANJAM	AIC of India Ltd.	COTTON	5.00	5.00
2	GANJAM	AIC of India Ltd.	GROUNDNUT	5.00	2.00
2	GANJAM	AIC of India Ltd.	MAIZE	5.00	2.00
2	GANJAM	AIC of India Ltd.	PADDY	22.00	2.00
2	GANJAM	AIC of India Ltd.	RAGI	3.00	2.00
2	GANJAM	AIC of India Ltd.	REDGRAM	3.00	2.00
2	KALAHANDI	AIC of India Ltd.	COTTON	5.00	5.00
2	KALAHANDI	AIC of India Ltd.	GROUNDNUT	5.00	2.00
2	KALAHANDI	AIC of India Ltd.	MAIZE	5.00	2.00
2	KALAHANDI	AIC of India Ltd.	PADDY	22.00	2.00
2	KALAHANDI	AIC of India Ltd.	RAGI	3.00	2.00
2	KALAHANDI	AIC of India Ltd.	REDGRAM	3.00	2.00
2	PURI	AIC of India Ltd.	PADDY	22.00	2.00
2	SUBARNAPUR	AIC of India Ltd.	COTTON	5.00	5.00
2	SUBARNAPUR	AIC of India Ltd.	PADDY	15.00	2.00
3	BARAGARH	HDFC Ergo GIC Ltd.	COTTON	10.00	5.00
3	BARAGARH	HDFC Ergo GIC Ltd.	GROUNDNUT	3.51	2.00
3	BARAGARH	HDFC Ergo GIC Ltd.	PADDY	22.00	2.00
3	BHADRAK	HDFC Ergo GIC Ltd.	PADDY	12.60	2.00
3	GAJAPATI	HDFC Ergo GIC Ltd.	COTTON	10.00	5.00
3	GAJAPATI	HDFC Ergo GIC Ltd.	GROUNDNUT	5.00	2.00
3	GAJAPATI	HDFC Ergo GIC Ltd.	MAIZE	7.02	2.00
3	GAJAPATI	HDFC Ergo GIC Ltd.	PADDY	10.98	2.00

Kharif 2020

3	GAJAPATI	HDFC Ergo GIC Ltd.	RAGI	1.60	1.60
3	JAGATSINGHPUR	HDFC Ergo GIC Ltd.	PADDY	8.00	2.00
3	JAJPUR	HDFC Ergo GIC Ltd.	PADDY	18.80	2.00
4	BAUDH	Reliance GIC Ltd.	PADDY	11.00	2.00
4	KANDHAMAL(PHULBANI)	Reliance GIC Ltd.	GINGER	1.00	1.00
4	KANDHAMAL(PHULBANI)	Reliance GIC Ltd.	MAIZE	1.00	1.00
4	KANDHAMAL(PHULBANI)	Reliance GIC Ltd.	PADDY	7.00	2.00
4	KANDHAMAL(PHULBANI)	Reliance GIC Ltd.	TURMERIC (HALDI)	1.00	1.00
4	KORAPUT	Reliance GIC Ltd.	COTTON	1.00	1.00
4	KORAPUT	Reliance GIC Ltd.	GINGER	2.00	2.00
4	KORAPUT	Reliance GIC Ltd.	GROUNDNUT	1.00	1.00
4	KORAPUT	Reliance GIC Ltd.	MAIZE	1.00	1.00
4	KORAPUT	Reliance GIC Ltd.	PADDY	5.00	2.00
4	KORAPUT	Reliance GIC Ltd.	RAGI	1.00	1.00
4	KORAPUT	Reliance GIC Ltd.	REDGRAM	1.00	1.00
4	KORAPUT	Reliance GIC Ltd.	TURMERIC (HALDI)	1.00	1.00
4	NAWAPADA	Reliance GIC Ltd.	COTTON	6.00	5.00
4	NAWAPADA	Reliance GIC Ltd.	GROUNDNUT	1.00	1.00
4	NAWAPADA	Reliance GIC Ltd.	MAIZE	1.00	1.00
4	NAWAPADA	Reliance GIC Ltd.	PADDY	20.00	2.00
4	NAWAPADA	Reliance GIC Ltd.	RAGI	1.00	1.00
4	NAWAPADA	Reliance GIC Ltd.	REDGRAM	1.00	1.00
4	SAMBALPUR	Reliance GIC Ltd.	GINGER	1.00	1.00
4	SAMBALPUR	Reliance GIC Ltd.	MAIZE	1.00	1.00
4	SAMBALPUR	Reliance GIC Ltd.	PADDY	22.00	2.00
4	SAMBALPUR	Reliance GIC Ltd.	REDGRAM	1.00	1.00
4	SUNDARGARH	Reliance GIC Ltd.	GROUNDNUT	1.00	1.00
4	SUNDARGARH	Reliance GIC Ltd.	MAIZE	1.00	1.00
4	SUNDARGARH	Reliance GIC Ltd.	PADDY	14.00	2.00
4	SUNDARGARH	Reliance GIC Ltd.	REDGRAM	1.00	1.00
5	BALASORE	AIC of India Ltd.	GINGER	2.50	2.50
5	BAIASORE	AIC of India Ltd.	PADDY	22.00	2.00
5	BOLANGIR	AIC of India Ltd.	COTTON	6.50	5.00
5	BOLANGIR	AIC of India Ltd.	GROUNDNUT	2.50	2.00
5	BOLANGIR	AIC of India Ltd.	MAIZE	5.00	2.00
5	BOLANGIR	AIC of India Ltd.	PADDY	27.00	2.00
5	BOLANGIR	AIC of India Ltd.	REDGRAM	4.00	2.00
5	DHENKANAL	AIC of India Ltd.	GROUNDNUT	2.50	2.00

Kharif-2020

5	DHENKANAL	AIC of India Ltd.	PADDY	12.00	2.00
5	DHENKANAL	AIC of India Ltd.	TURMERIC (HALDI)	4.00	4.00
5	MALKANGIRI	AIC of India Ltd.	GROUNDNUT	4.00	2.00
5	MALKANGIRI	AIC of India Ltd.	MAIZE	3.00	2.00
5	MALKANGIRI	AIC of India Ltd.	PADDY	10.00	2.00
5	MALKANGIRI	AIC of India Ltd.	REDGRAM	5.00	2.00
5	NAYAGARH	AIC of India Ltd.	MAIZE	4.00	2.00
5	NAYAGARH	AIC of India Ltd.	PADDY	13.00	2.00
6	ANGUL	Reliance GIC Ltd.	GINGER	1.00	1.00
6	ANGUL	Reliance GIC Ltd.	GROUNDNUT	1.00	1.00
6	ANGUL	Reliance GIC Ltd.	MAIZE	1.00	1.00
6	ANGUL	Reliance GIC Ltd.	PADDY	18.50	2.00
6	ANGUL	Reliance GIC Ltd.	REDGRAM	1.00	1.00
6	ANGUL	Reliance GIC Ltd.	TURMERIC (HALDI)	1.00	1.00
6	CUTTACK	Reliance GIC Ltd.	GROUNDNUT	1.00	1.00
6	CUTTACK	Reliance GIC Ltd.	PADDY	12.30	2.00
6	JHARSUGUDA	Reliance GIC Ltd.	GINGER	1.00	1.00
6	JHARSUGUDA	Reliance GIC Ltd.	GROUNDNUT	1.00	1.00
6	JHARSUGUDA	Reliance GIC Ltd.	MAIZE	1.00	1.00
6	JHARSUGUDA	Reliance GIC Ltd.	PADDY	28.00	2.00
6	JHARSUGUDA	Reliance GIC Ltd.	REDGRAM	1.00	1.00
6	KEONJHAR	Reliance GIC Ltd.	GINGER	1.00	1.00
6	KEONJHAR	Reliance GIC Ltd.	GROUNDNUT	1.00	1.00
6	KEONJHAR	Reliance GIC Ltd.	MAIZE	1.00	1.00
6	KEONJHAR	Reliance GIC Ltd.	PADDY	10.50	2.00
6	KEONJHAR	Reliance GIC Ltd.	REDGRAM	1.00	1.00
6	KEONJHAR	Reliance GIC Ltd.	TURMERIC (HALDI)	1.00	1.00
6	KHURDHA	Reliance GIC Ltd.	PADDY	13.50	2.00
6	KHURDHA	Reliance GIC Ltd.	REDGRAM	1.00	1.00
6	RAYAGADA	Reliance GIC Ltd.	COTTON	2.00	2.00
6	RAYAGADA	Reliance GIC Ltd.	MAIZE	1.00	1.00
6	RAYAGADA	Reliance GIC Ltd.	PADDY	10.00	2.00
6	RAYAGADA	Reliance GIC Ltd.	RAGI	1.00	1.00
6	RAYAGADA	Reliance GIC Ltd.	REDGRAM	1.00	1.00

ANNEXURE - VI

Premium rate for Rabi 2020-21 under PMFBY

Cluster	DISTRICTS	Insurance Company	CROPS	Actuarial Premium rate in %	farmers' premium rate %
1	DEOGARH	HDFC Ergo GIC Ltd.	BLACK GRAM	1.60	1.50
1	DEOGARH	HDFC Ergo GIC Ltd.	GREEN GRAM	1.60	1.50
1	DEOGARH	HDFC Ergo GIC Ltd.	GROUNDNUT	1.60	1.50
1	DEOGARH	HDFC Ergo GIC Ltd.	ONION	1.60	1.60
1	DEOGARH	HDFC Ergo GIC Ltd.	POTATO	1.60	1.60
1	DEOGARH	HDFC Ergo GIC Ltd.	SUGARCANE	1.60	1.60
1	KENDRAPADA	HDFC Ergo GIC Ltd.	BLACK GRAM	1.60	1.50
1	KENDRAPADA	HDFC Ergo GIC Ltd.	GREEN GRAM	1.60	1.50
1	KENDRAPADA	HDFC Ergo GIC Ltd.	GROUNDNUT	1.60	1.50
1	KENDRAPADA	HDFC Ergo GIC Ltd.	ONION	2.00	2.00
1	KENDRAPADA	HDFC Ergo GIC Ltd.	PADDY	2.00	1.50
1	KENDRAPADA	HDFC Ergo GIC Ltd.	POTATO	1.60	1.60
1	KENDRAPADA	HDFC Ergo GIC Ltd.	SUGARCANE	1.60	1.60
1	MAYURBHANJ	HDFC Ergo GIC Ltd.	BLACK GRAM	1.60	1.50
1	MAYURBHANJ	HDFC Ergo GIC Ltd.	GREEN GRAM	1.60	1.50
1	MAYURBHANJ	HDFC Ergo GIC Ltd.	GROUNDNUT	1.60	1.50
1	MAYURBHANJ	HDFC Ergo GIC Ltd.	MUSTARD	1.60	1.50
1	MAYURBHANJ	HDFC Ergo GIC Ltd.	PADDY	2.00	1.50
1	MAYURBHANJ	HDFC Ergo GIC Ltd.	POTATO	1.60	1.60
1	NABARANGPUR	HDFC Ergo GIC Ltd.	BLACK GRAM	1.60	1.50
1	NABARANGPUR	HDFC Ergo GIC Ltd.	GREEN GRAM	1.60	1.50
1	NABARANGPUR	HDFC Ergo GIC Ltd.	GROUNDNUT	1.60	1.50
1	NABARANGPUR	HDFC Ergo GIC Ltd.	PADDY	1.60	1.50
1	NABARANGPUR	HDFC Ergo GIC Ltd.	SUGARCANE	1.60	1.60
2	GANJAM	AIC of India Ltd.	BLACK GRAM	4.50	1.50
2	GANJAM	AIC of India Ltd.	GREEN GRAM	3.00	1.50
2	GANJAM	AIC of India Ltd.	GROUNDNUT	5.00	1.50
2	GANJAM	AIC of India Ltd.	POTATO	5.00	5.00
2	GANJAM	AIC of India Ltd.	PADDY	5.00	1.50
2	GANJAM	AIC of India Ltd.	SUGARCANE	2.00	2.00
2	KALAHANDI	AIC of India Ltd.	BLACK GRAM	5.00	1.50
2	KALAHANDI	AIC of India Ltd.	GREEN GRAM	3.00	1.50
2	KALAHANDI	AIC of India Ltd.	GROUNDNUT	5.00	1.50
2	KALAHANDI	AIC of India Ltd.	MUSTARD	5.00	1.50
2	KALAHANDI	AIC of India Ltd.	ONION	5.00	5.00
2	KALAHANDI	AIC of India Ltd.	PADDY	5.00	1.50

Rabi - 2020-21

2	KALAHANDI	AIC of India Ltd.	SUNFLOWER	3.00	1.50
2	PURI	AIC of India Ltd.	BLACK GRAM	3.00	1.50
2	PURI	AIC of India Ltd.	GREEN GRAM	3.00	1.50
2	PURI	AIC of India Ltd.	GROUNDNUT	3.00	1.50
2	PURI	AIC of India Ltd.	PADDY	3.00	1.50
2	PURI	AIC of India Ltd.	POTATO	5.00	5.00
2	PURI	AIC of India Ltd.	SUGARCANE	2.00	2.00
2	SUBARNAPUR	AIC of India Ltd.	BLACK GRAM	5.00	1.50
2	SUBARNAPUR	AIC of India Ltd.	GREEN GRAM	3.00	1.50
2	SUBARNAPUR	AIC of India Ltd.	GROUNDNUT	5.00	1.50
2	SUBARNAPUR	AIC of India Ltd.	PADDY	3.00	1.50
2	SUBARNAPUR	AIC of India Ltd.	SUGARCANE	2.00	2.00
3	BARAGARH	HDFC Ergo GIC Ltd.	BLACK GRAM	2.00	1.50
3	BARAGARH	HDFC Ergo GIC Ltd.	GREEN GRAM	2.00	1.50
3	BARAGARH	HDFC Ergo GIC Ltd.	GROUNDNUT	2.00	1.50
3	BARAGARH	HDFC Ergo GIC Ltd.	PADDY	5.36	1.50
3	BARAGARH	HDFC Ergo GIC Ltd.	POTATO	4.00	4.00
3	BARAGARH	HDFC Ergo GIC Ltd.	SUGARCANE	2.00	2.00
3	BHADRAK	HDFC Ergo GIC Ltd.	BLACK GRAM	2.00	1.50
3	BHADRAK	HDFC Ergo GIC Ltd.	GREEN GRAM	2.00	1.50
3	BHADRAK	HDFC Ergo GIC Ltd.	GROUNDNUT	6.45	1.50
3	BHADRAK	HDFC Ergo GIC Ltd.	MUSTARD	2.00	1.50
3	BHADRAK	HDFC Ergo GIC Ltd.	PADDY	7.30	1.50
3	BHADRAK	HDFC Ergo GIC Ltd.	POTATO	1.60	1.60
3	BHADRAK	HDFC Ergo GIC Ltd.	SUGARCANE	3.00	3.00
3	BHADRAK	HDFC Ergo GIC Ltd.	SUNFLOWER	1.60	1.50
3	GAJAPATI	HDFC Ergo GIC Ltd.	BLACK GRAM	1.60	1.50
3	GAJAPATI	HDFC Ergo GIC Ltd.	GREEN GRAM	1.60	1.50
3	GAJAPATI	HDFC Ergo GIC Ltd.	GROUNDNUT	1.60	1.50
3	GAJAPATI	HDFC Ergo GIC Ltd.	PADDY	3.00	1.50
3	JAGATSINGHPUR	HDFC Ergo GIC Ltd.	BLACK GRAM	1.60	1.50
3	JAGATSINGHPUR	HDFC Ergo GIC Ltd.	GREEN GRAM	1.60	1.50
3	JAGATSINGHPUR	HDFC Ergo GIC Ltd.	GROUNDNUT	2.15	1.50
3	JAGATSINGHPUR	HDFC Ergo GIC Ltd.	PADDY	2.00	1.50
3	JAGATSINGHPUR	HDFC Ergo GIC Ltd.	POTATO	1.60	1.60
3	JAGATSINGHPUR	HDFC Ergo GIC Ltd.	SUGARCANE	1.60	1.60
3	JAJPUR	HDFC Ergo GIC Ltd.	BLACK GRAM	1.60	1.50
3	JAJPUR	HDFC Ergo GIC Ltd.	GREEN GRAM	2.00	1.50
3	JAJPUR	HDFC Ergo GIC Ltd.	GROUNDNUT	2.00	1.50

Rabi-2020-21

3	JAJPUR	HDFC Ergo GIC Ltd.	PADDY	5.00	1.50
3	JAJPUR	HDFC Ergo GIC Ltd.	POTATO	2.00	2.00
3	JAJPUR	HDFC Ergo GIC Ltd.	SUGARCANE	2.00	2.00
4	BAUDH	Reliance GIC Ltd.	BLACK GRAM	1.00	1.00
4	BAUDH	Reliance GIC Ltd.	GREEN GRAM	1.00	1.00
4	BAUDH	Reliance GIC Ltd.	MUSTARD	1.00	1.00
4	BAUDH	Reliance GIC Ltd.	ONION	1.00	1.00
4	KANDHAMAL(PHULBANI)	Reliance GIC Ltd.	MUSTARD	1.00	1.00
4	KANDHAMAL(PHULBANI)	Reliance GIC Ltd.	POTATO	1.00	1.00
4	KORAPUT	Reliance GIC Ltd.	BLACK GRAM	1.00	1.00
4	KORAPUT	Reliance GIC Ltd.	GREEN GRAM	1.00	1.00
4	KORAPUT	Reliance GIC Ltd.	PADDY	2.00	1.50
4	KORAPUT	Reliance GIC Ltd.	POTATO	1.00	1.00
4	KORAPUT	Reliance GIC Ltd.	SUGARCANE	1.00	1.00
4	NAWAPADA	Reliance GIC Ltd.	BLACK GRAM	1.00	1.00
4	NAWAPADA	Reliance GIC Ltd.	GREEN GRAM	1.00	1.00
4	NAWAPADA	Reliance GIC Ltd.	GROUNDNUT	1.00	1.00
4	NAWAPADA	Reliance GIC Ltd.	ONION	1.00	1.00
4	NAWAPADA	Reliance GIC Ltd.	PADDY	1.00	1.00
4	SAMBALPUR	Reliance GIC Ltd.	BLACK GRAM	1.00	1.00
4	SAMBALPUR	Reliance GIC Ltd.	GREEN GRAM	1.00	1.00
4	SAMBALPUR	Reliance GIC Ltd.	MUSTARD	1.00	1.00
4	SAMBALPUR	Reliance GIC Ltd.	ONION	1.00	1.00
4	SAMBALPUR	Reliance GIC Ltd.	PADDY	3.00	1.50
4	SAMBALPUR	Reliance GIC Ltd.	POTATO	1.00	1.00
4	SUNDARGARH	Reliance GIC Ltd.	BLACK GRAM	1.00	1.00
4	SUNDARGARH	Reliance GIC Ltd.	GREEN GRAM	1.00	1.00
4	SUNDARGARH	Reliance GIC Ltd.	MUSTARD	1.00	1.00
4	SUNDARGARH	Reliance GIC Ltd.	PADDY	1.00	1.00
4	SUNDARGARH	Reliance GIC Ltd.	POTATO	1.00	1.00
5	BALASORE	AIC of India Ltd.	BLACK GRAM	2.50	1.50
5	BALASORE	AIC of India Ltd.	GREEN GRAM	2.50	1.50
5	BALASORE	AIC of India Ltd.	GROUNDNUT	2.50	1.50
5	BALASORE	AIC of India Ltd.	MUSTARD	2.50	1.50
5	BALASORE	AIC of India Ltd.	ONION	4.00	4.00
5	BALASORE	AIC of India Ltd.	PADDY	2.50	1.50
5	BALASORE	AIC of India Ltd.	POTATO	2.50	2.50
5	BALASORE	AIC of India Ltd.	SUGARCANE	2.50	2.50
5	BOLANGIR	AIC of India Ltd.	BLACK GRAM	2.50	2.00

Rabi - 2020-21

5	BOLANGIR	AIC of India Ltd.	GREEN GRAM	2.50	1.50
5	BOLANGIR	AIC of India Ltd.	GROUNDNUT	4.00	1.50
5	BOLANGIR	AIC of India Ltd.	ONION	2.50	2.50
5	BOLANGIR	AIC of India Ltd.	PADDY	5.00	1.50
5	BOLANGIR	AIC of India Ltd.	POTATO	2.50	2.50
5	BOLANGIR	AIC of India Ltd.	SUGARCANE	2.50	2.50
5	BOLANGIR	AIC of India Ltd.	SUNFLOWER	4.00	1.50
5	DHENKANAL	AIC of India Ltd.	BLACK GRAM	2.50	1.50
5	DHENKANAL	AIC of India Ltd.	GREEN GRAM	2.50	1.50
5	DHENKANAL	AIC of India Ltd.	GROUNDNUT	2.50	1.50
5	DHENKANAL	AIC of India Ltd.	ONION	2.50	2.50
5	DHENKANAL	AIC of India Ltd.	PADDY	4.00	1.50
5	DHENKANAL	AIC of India Ltd.	POTATO	2.50	2.50
5	DHENKANAL	AIC of India Ltd.	SUGARCANE	2.50	2.50
5	MALKANGIRI	AIC of India Ltd.	BLACK GRAM	5.00	1.50
5	MALKANGIRI	AIC of India Ltd.	GREEN GRAM	2.50	1.50
5	MALKANGIRI	AIC of India Ltd.	GROUNDNUT	2.50	1.50
5	MALKANGIRI	AIC of India Ltd.	PADDY	2.50	1.50
5	NAYAGARH	AIC of India Ltd.	BLACK GRAM	2.50	1.50
5	NAYAGARH	AIC of India Ltd.	GREEN GRAM	2.00	1.50
5	NAYAGARH	AIC of India Ltd.	SUGARCANE	2.50	2.50
6	ANGUL	Reliance GIC Ltd.	BLACK GRAM	1.00	1.00
6	ANGUL	Reliance GIC Ltd.	GREEN GRAM	1.00	1.00
6	ANGUL	Reliance GIC Ltd.	GROUNDNUT	1.00	1.00
6	ANGUL	Reliance GIC Ltd.	MUSTARD	1.00	1.00
6	ANGUL	Reliance GIC Ltd.	ONION	1.00	1.00
6	ANGUL	Reliance GIC Ltd.	PADDY	1.00	1.00
6	ANGUL	Reliance GIC Ltd.	POTATO	1.00	1.00
6	CUTTACK	Reliance GIC Ltd.	BLACK GRAM	0.80	0.80
6	CUTTACK	Reliance GIC Ltd.	GREEN GRAM	0.80	0.80
6	CUTTACK	Reliance GIC Ltd.	GROUNDNUT	1.00	1.00
6	CUTTACK	Reliance GIC Ltd.	ONION	1.00	1.00
6	CUTTACK	Reliance GIC Ltd.	PADDY	1.00	1.00
6	CUTTACK	Reliance GIC Ltd.	POTATO	1.00	1.00
6	CUTTACK	Reliance GIC Ltd.	SUGARCANE	1.00	1.00
6	JHARSUGUDA	Reliance GIC Ltd.	GREEN GRAM	1.00	1.00
6	JHARSUGUDA	Reliance GIC Ltd.	ONION	1.00	1.00
6	JHARSUGUDA	Reliance GIC Ltd.	POTATO	1.00	1.00
6	JHARSUGUDA	Reliance GIC Ltd.	SUGARCANE	1.00	1.00

Rabi - 2020-21

6	KEONJHAR	Reliance GIC Ltd.	BLACK GRAM	1.00	1.00
6	KEONJHAR	Reliance GIC Ltd.	GREEN GRAM	1.00	1.00
6	KEONJHAR	Reliance GIC Ltd.	GROUNDNUT	1.00	1.00
6	KEONJHAR	Reliance GIC Ltd.	MUSTARD	1.00	1.00
6	KEONJHAR	Reliance GIC Ltd.	ONION	1.00	1.00
6	KEONJHAR	Reliance GIC Ltd.	PADDY	1.00	1.00
6	KEONJHAR	Reliance GIC Ltd.	POTATO	1.00	1.00
6	KHURDHA	Reliance GIC Ltd.	BLACK GRAM	1.00	1.00
6	KHURDHA	Reliance GIC Ltd.	GREEN GRAM	1.00	1.00
6	KHURDHA	Reliance GIC Ltd.	GROUNDNUT	1.00	1.00
6	KHURDHA	Reliance GIC Ltd.	ONION	1.00	1.00
6	KHURDHA	Reliance GIC Ltd.	PADDY	1.00	1.00
6	KHURDHA	Reliance GIC Ltd.	POTATO	1.00	1.00
6	KHURDHA	Reliance GIC Ltd.	SUGARCANE	1.00	1.00
6	RAYAGADA	Reliance GIC Ltd.	BLACK GRAM	1.00	1.00
6	RAYAGADA	Reliance GIC Ltd.	GREEN GRAM	1.00	1.00
6	RAYAGADA	Reliance GIC Ltd.	MUSTARD	1.00	1.00
6	RAYAGADA	Reliance GIC Ltd.	PADDY	1.00	1.00
6	RAYAGADA	Reliance GIC Ltd.	POTATO	1.00	1.00
6	RAYAGADA	Reliance GIC Ltd.	SUGARCANE	1.00	1.00

